



**125** years  
Innovation, Quality & Reliability  
**ERNST HINRICHS**

# Contents

History	Page 3
Quarring Quality control Production	Page 4
Storage	Page 5
Dental gypsum DIN EN ISO 6873	Page 6
Table of applications	Page 7
The 10 Gypsum Rules of HINRICHS	Page 8 - 9
Model plaster, type 2	Page 10 - 13
Hard stone, type 3	Page 14 - 16
Super hard stone, type 4 (low expansion)	Page 17 - 21
Super hard stone, type 5 (high expansion)	Page 22
Model system	Page 23
Gypsum accessories	Page 24 - 28
Duplicating silicones, Duplicating gel	Page 29 - 30
Duplicating techniques	Page 31
Duplicating accessoires	Page 32 - 33
Gypsum-bonded investments	Page 34
Phosphate-bonded investments	Page 35
Investment accessories	Page 36 - 38
Alloys	Page 39
Denture prostheses and accessories	Page 40 - 42
Abrasives, Polishing materials	Page 43 - 44
Special products	Page 45
CAD-CAM	Page 46 - 49
CAD-CAM accessories	Page 50 - 51
Tooth figures	Page 52 - 53
Nice from gypsum	Page 54
Poster, Literature	Page 55
Contact	Page 56
Notes	Page 57
Index	Page 58
Fax order	Page 59





## History of ERNST HINRICHS GmbH

**1888**

Company founded by ERNST HINRICHS in Osterode. The first dental impression and model plasters are developed with dentist Dr. Kühns. The positive response to these world-first dental plasters enables the purchase of the company premises in Osterode on the Gipsmühlenweg. Dr Kühns' impression plaster is especially successful, and also the newly developed model plasters with reduced expansion and exact setting time.

**1920**

The sons Ernst and Richard Hinrichs join the company. The first "Hinritzit" hard stones and gypsum-bound investments are developed. With the installation of modern electric sifters and screening machines, the quality of the dental preparations is being constantly improved and their further development tailored to dentistry and dental engineering. In 1936, the first soldering compound "L 36" is developed.

**1938**

The company celebrates its 50<sup>th</sup> anniversary. Already at this time, **ERNST HINRICHS GmbH** is distributing its products through dental wholesale partner firms. The customer base includes Germany and a number of countries in Europe and overseas.

**1945**

Because of the Second World War **ERNST HINRICHS GmbH** loses large markets in East Germany and Europe. Thanks to the dedication of all staff, the company's productivity and the high quality standards of its products are successfully assured again in the subsequent rebuilding years.

**1959**

Margot Hanke, daughter of Ernst Hinrichs jr., takes over the management of the company. She succeeds in winning back the international customers to Hinrichs' dental products that were lost by the war.

**1985**

Christian Rehse takes over the management of the company. Under his leadership, the company's market share is enlarged and new high-strength dental stones developed.

**1988**

**ERNST HINRICHS GmbH** celebrates its 100<sup>th</sup> anniversary. The company participates regularly in the International Dental Fair, in material courses and seminars.

**1990**

The company's expansion requires new production and storage facilities. **ERNST HINRICHS GmbH** leaves its site in Osterode on the Gipsmühlenweg after more than 100 years and establishes a modern company building in Goslar with up-to-date production and storage technology.

**1995**

An additional indoor extension is required. A total of more than 1,000 tons of dental gypsum, abrasives and polishing materials are stored in Goslar. The production technology is modernised by new electronically controlled ploughshare mixers and supplemented by powerful packing machines.

**1998**

After completing professional training and after a longer employment abroad Markus Rehse joins the management.

**2000**

The "Hinrivest®" phosphate-bound investment product line is now marketed under its own company logo. At the same time, duplicating silicones and other dental stones, e.g. CAM-Stone N, are being developed.

**2005**

**ERNST HINRICHS GmbH** builds up a further distribution hall and new modern silo and production facilities.

**2008**

With the assumption of another production facility in Bad Sachsa the company strengthens its position as market leader for dental plaster and investments in Germany and Europe.

**2010**

Introduction of the CAD-CAM consumable product line under the "BioStar" brand

**2011**

**ERNST HINRICHS GmbH** delivers in more than 75 countries worldwide.

**2013**

**ERNST HINRICHS GmbH** celebrates its 125<sup>th</sup> anniversary.





*Silo plant*

**All gypsums are not the same - all investments are not the same - high-quality raw materials decide on the quality and the health of the tooth-technical users in the laboratory and in practice.**

Already the used raw materials decide on the quality of the dental gypsums, investments, duplicating silicones, abrasives and polishing agents. So we produce our dental gypsum only on the basis of high-quality pure natural gypsum or synthetic raw materials from the foodstuffs industry. We guarantee that our gypsums do not contain any flue gas desulfurizing gypsum. Also our gypsums do not contain quartz, oxyde or other hardness materials such as modulators, which e.g. cause an increased wear with friction discs.

Working in close cooperation with the nature conservation authorities, we aim to create new habitats for animals and plants in quarry areas. Also with the investments and duplicating silicones the raw materials decide on the later quality of the products. With the abrasives and polishing agents we use exclusively high-quality assortments with high use duration and tooth-technical suitability. With our untreated and pollution-free pumice powder there is no silicosis danger.

### **Quality from start to finish – step by step quality control**

The raw materials are immediately subjected to quality control in the laboratory. They are classified and sorted according to their intended use. After production, the finished products again pass through quality control where they are thoroughly checked before we allow them to be sold on the open market. Our criteria for analysis and assessment are above those for all ISO-norms.

**Our customers can be assured that the products they receive from us are of a consistently high quality.**



### Storage – simple, if the correct steps are followed.

Our **gypsum** is always packed in special bags, tubs, buckets or cartons. If the containers are closed and stored in a dry room, there is virtually no loss of quality for 18 months. Fluctuations in temperature do not damage gypsum. Storage of gypsum presents no problem. However, four simple rules must be followed:

1. **Do not store gypsum directly on a concrete floor.**
2. **Keep out humidity as low as possible.**
3. **Keep the container always tightly closed.**
4. **Store gypsum at maximum for a three days' supply in a dispenser or silo.**

Our **investments** will be delivered in sachets or small packing. So they are unopened storable up to two years without quality change. Keep the following rules:

- **Never store the expansion liquid under +4°C**
- **Do not place the investment directly on damp soils,**
- **The packing must always be locked**
- **The air humidity must be as low as possible**

For **abrasives, pumice and polishing material** we recommend a dry storage in closed packing.

With the storage of **duplicating silicones** the following points must be considered:

- **Store at normal room temperature**
- **Do not expose to direct sunlight**
- **Seperate strictly the components A and B**

# Dental gypsum DIN EN ISO 6873

## 5 types and 5 qualities - HINRICHS has the right gypsum

### Types and description

The European countries have approved set instructions for dental gypsum.

Type 5 for super hard stone with high expansion are a new category.

EN ISO 6873, which is binding for all manufacturers, classifies the products as follows:

- Type 1: Impression Plaster**
- Type 2: Plaster & Articulation Plaster**
- Type 3: Hard Stone**
- Type 4: Super Hard Stone** (up to 0.15% expansion)
- Type 5: Super Hard Stone** (up to 0.30% expansion)

Following minimum requirements for the different classes were stipulated:	Standard consistency in mm	Minimum processing time in minutes	Min./Max. hardening time in minutes	Max. hardening expansion in % after 2 hours	Min./Max. compressive strength N/mm <sup>2</sup> after 1 hour
Type 1 Impression Plaster	80 +/- 4	1,25	2,5 / 5,0	0,15	4,0 / 8,0
Type 2 Plaster & Articulation Plaster	75 +/- 4	2,5	6,0 / 30,0	0,30	9,0
Type 3 Hard Stone	30 +/- 3	3,0	6,0 / 30,0	0,20	20,0
Type 4 Super Hard Stone, low exp.	30 +/- 3	3,0	6,0 / 30,0	0,15	35,0
Type 5 Super Hard Stone, high exp.	30 +/- 3	3,0	6,0 / 30,0	0,16 - 0,30	35,0

If comparing the data provided for the various gypsum, please ensure compliance with the times stipulated. Binding expansion must be determined 2 hours after, and pressure resistance 1 hour after water-gypsum contact. If other times or measuring units (e.g. Brinell hardness, hardness) are specified, these are not comparable with the EN ISO 6873 values and will mislead the user. Our quality controls at the plant are in strict compliance with EN ISO 6873.

### Preparations of Impressions


























































In laboratory practice, problems between the various moulding compounds and gypsum arise time and time again. Since some moulding compounds have an aggressive reaction towards gypsum, pre-treatment is required in order to prevent, for instance, efflorescence on the surface of the gypsum model.

We therefore recommend the following measures:

Material	Alginate	Polyether	Hydrocolloids	Silicones
<b>Properties</b>	Shrinking will occur as a result of moisture loss. Cannot be stored longterm – max. 1 hour; keep moist.	Hydrophilic properties/ Swells if stored for a long time in disinfectant.	Pour out immediately, otherwise the volume will alter considerably.	Stable shape and insensitive without a change in volume.
<b>Preparation</b>	Completely remove saliva- and blood residues. Neutralise by immersing in trimmer water or gypsum powder/ Thicken with Neutralgin.	Remove saliva- and blood residues under tap water.	Completely remove saliva- and blood residues under tap water. Neutralise by immersing in trimmer water or gypsum powder, then rinse and immerse in 2% potassium sulphate solution.	Remove blood- and saliva residues under tap water.
<b>Disinfection</b>	With conventional disinfectant or 1% peracetic acid; risk of swelling. Rinse under tap water.	With conventional disinfectant; again a risk of swelling – therefore disinfect only for a short period.	With conventional disinfectant or 1% peracetic acid. Again a risk of swelling. Rinse under tap water.	With conventional disinfectants.
<b>Storage</b>	Pour out after a max. of 60 minutes and protect against drying out with moist wipes.	Good storage stability; relatively insensitive.	Quickly pour out/gypsum with a short setting time are beneficial; prolonged contact adversely affects the surface of the gypsum model.	Cross-linking silicones can be stored for unlimited periods; condensation-cross-linked silicones can be stored for a limited period.


Strictly comply with the manufacturer's instructions for use when using moulding compounds and disinfectants.



	Die models, dental arches, sectioned models, master models in precious and non-precious alloy and metal-ceramic restorations, check models	Partial framework (CoCr)	Working models, opposing models, denture work.	Denture work, repairs, relines, additions	Planning models, study models, diagnostic models	Bases for dental arches when using dowel pins, pin system	Orthodontic work, demonstration models, extra-white	Articulating	Articulating orthodontic work, fixation of study models	Special stone for optoelectronic scanning
<b>Type 2 Model plaster (Alabaster)</b> Dr. Kühns® Articulation Mounting Stone Non Plus Ultra Velox® Alamo Alamo S Ehodit					   			  	  	
<b>Type 3 Hard stone</b> Hinrizit® Hinrizit® Speed Laborit® Hinridur® Hinridur® S Ortho Plaster Hinrizit® E			     	     	     		 			
<b>Type 4 Super hard stone (low expansion)</b> Hinriplast® N Hinristone® 20/22*/24* Hinristone® Speed Japan SH 074 Die Stone Tru Stone Base Stone FL Base Stone CAM-Stone N	       	  	  			 				
<b>Type 5 Super hard stone (high expansion)</b> Die Keen HinriDie Hinristone® E	  		  							



# The 10 Gypsum Rules of HINRICHS



## 1. Preparation

For the best results it is essential that the equipment is clean and free from residue before mixing the gypsum. Any residue would have a negative effect on the setting time and expansion of the mixture. The gypsum should be mixed under vacuum, if possible, and to the exact water/powder ratio. The gypsum should be sprinkled into the water. Follow the manufacturer's instructions for mixing time and speed. Measuring the water/powder ratio by rule of thumb will automatically lead to considerable variations and poor results



## 2. Mixing water

Dental gypsum should be mixed with distilled water in room temperature. Tap water is not recommended because of its varying temperature and its different hardening. Tap water contains minerals, chloride, sulfates and carbonates. The crystallization can be affected negatively and the quality of the dental gypsum be accordingly decreased by these components. If the tap water is extremely hard, the setting time could change.



## 3. Sprinkling

The gypsum must be quickly and evenly sprinkled into the water within 10 seconds. In accordance with EN ISO 6873, timing starts whenever the gypsum and water come into contact. After the gypsum has been soaked for 20 seconds, it can be mixed with a spatula. Mixing in a vacuum mixer improves the quality of the mixture and saves time. Manual mixing requires approx. 60 seconds and mechanical mixing 30 seconds (280 rounds / min. with 5-6 bar). The vacuum should not be set too high when mixing. Impression plaster (type 1) are always mixed manually for 30 seconds. Adding water or gypsum when the consistency is too thick or too thin affects the setting process and damages the crystalline structure of the gypsum.



## 4. Pouring the impression

Only the amount required for two to three impressions should be mixed at a time. The impression should be poured immediately after mixing. Pouring the impression should be completed within the working time. The gypsum begins to crystallize at the end of the working stage. No further work can be carried out because fine details can no longer be accurately reproduced after setting begins. The strength of the gypsum is also greatly reduced. This even happens when using a vibrator, though its use always greatly reduces blows and improves compressive strength and flow. Vibration should be completed before the setting stage.



## 5. Cutting and shaping gypsum

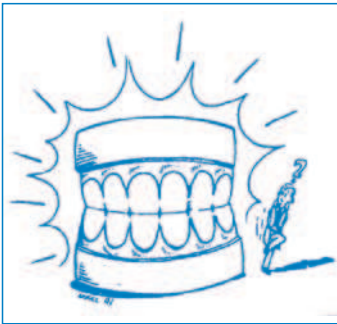
Gypsum have an exact setting time. If hard stone has a setting time (final set) of e.g. 10 - 12 minutes, it can be worked on for approx. 5 minutes (approx. half the setting time). When the surface of the stone loses its shine, it can still be shaped for approx. 1 minute. After this the setting time begins. At this point no further work can be done, as this would affect crystallization.





## 6. Removing the model

The set model must not be removed from the impression until 30 minutes after pouring. Following cleaning, disinfecting and neutralising, alginate and hydrocolloid impressions should be poured immediately with gypsum because they are not volumetrically stable. The impression should be removed after 30 minutes because these impression materials react aggressively with gypsum. It is advisable to leave other impression materials for up to an hour before removing them.



## 7. Setting expansion

All gypsum expand at the final setting. The amount of expansion depends on the composition of the gypsum and the ambient temperature or humidity. According to EN ISO 6873, comparable measurements of expansion can only be made under the same conditions. **Please note** that the percentage expansion of the gypsum must be measured after two hours. Compressive strength is measured in N/mm<sup>2</sup> after one hour. The standards given on page 6 are compulsory. Ensure that standards and times given are accurate when making comparisons. In practice, some expansion is necessary to compensate for the contraction of other materials. Shrinkage occurs if the model is stored at room temperature and low humidity over a longer period. If the model is soaked, as it is sometimes necessary, expansion of the gypsum increases slightly. Our gypsum are well below the expansion values allowed by the DIN standard.



## 8. Preparing the impression

Problems continually arise in the laboratory between different impression materials and gypsum. Since some impression materials react with gypsum, laboratory assistants must complete the following preparations to obtain an accurate gypsum model with a smooth surface.

## 9. Sawing and preparation

It is advisable to saw, prepare and trim dental arches within two hours of removing the impression. If models have to be sawn or prepared much later than that, they can be soaked briefly to prevent gypsum chipping off.

**Tip:** Placing old gypsum models in the water saturates it with calcium sulphate to prevent washing out.



## 10. Boiling out – steam-cleaning – cleaning

These standard laboratory procedures, which are often unavoidable, must be carried out very carefully. Gypsum models should never be exposed to sudden changes in temperature. We strongly recommend immersing the model in warm water at approx. 50°C for a few minutes to avoid chipping or even completely destroying the model. Steam-cleaning the model can also lead to surface abrasion. In many cases it is better to clean the model using a soft brush and a soap solution.

## Model plaster type 2



### Dr. Kühns® special plaster

Natural plaster with peppermint flavour

A fast setting, high precision special plaster with peppermint smell, which is mainly used as a fast setting articulation plaster. Dr. Kühns® is easy to handle, has a creamy consistency and guarantees an exact impression with a very low expansion.

Use recommendation: impression, articulation

**natural white, pink**

#### Technical datas according to DIN EN ISO 6873:

Product	Colour	Water/ powder ratio	Working time (min)	Setting time (min)	Setting expansion in % after 2 h	Compression strength after 1 h (MPa)	Compression strength, dry (MPa)	Containers in kg
Dr. Kühns® special plaster	natural white	50:100	1.5	2.5	0.06	15	20	5.0 / 4 x 5.0
	pink							20.0 / 25.0

Articulation plaster, type 2	Colour	paper bag 5 kg REF	carton á 4 x 5 kg paper bags REF	carton 20 kg REF	paper bag 25 kg REF
Dr. Kühns® impression plaster	natural white	101110	101112	101117	101114
	pink	100110	100112	100119	100114

#### Correct model fabrication

An accurate impression taken by the dentist and a precisely reproduced gypsum model are the basis for the work to be carried out by the dental technician and are crucial to the accuracy of the finished restoration. Our gypsum are easy to use, but despite that many mistakes are made due to a lack of knowledge of correct procedures. We are happy to offer you the benefit of our many years' experience. Please contact us if you would like a course or seminar for your customers or employees on the correct use and right choice of gypsum. We would also be happy to come to you and carry out this training for your customers on your behalf. Please telephone or fax us if you require any help with specific problems when using the gypsum. Our experienced technicians will be happy to assist you.




## Artikulation

Natural stone with lemon smell

For articulation works, bite indices, transfer bases fixation of orthodontic bases, bite registration, overcasts and milling bases. Low expansion and excellent positional stability and high sticking strength.

Use recommendation: articulation, milling bases

**natural white**



## Artikulation

Synthetic stone

For articulation works, bite indices, transfer bases fixation of orthodontic bases, bite registration, overcasts and milling bases. Low expansion and excellent positional stability and high sticking strength.

Use recommendation: articulation, milling bases

**super white**



## Mounting Stone

Natural stone

Controlled, extra-white plaster for accurate impressions and for articulation. Minimum setting expansion and excellent positional stability. When articulating, the quick setting time guarantees that models are articulated very accurately and efficiently.

Use recommendation: articulation, milling bases

**snow white**

### Technical datas according to DIN EN ISO 6873:

Product	Colour	Water/ powder ratio	Working time (min)	Setting time (min)	Setting expansion in % after 2 h	Compression strength after 1 h (MPa)	Compression strength, dry (MPa)	Containers in kg
<b>Artikulation</b>								
Natural stone	natural white	40:100	3	4,5	0,04	20	30	5,0 / 10,0
Synthetic	super white	30:100	3	4,5	0,04	20	30	20,0 / 25,0
<b>Mounting Stone</b>	snow white	56:100	1,5	2-3	0,08	18	35	5,0 / 10,0 22,7

Model plaster, type 2	Colour	paper bag 5 kg REF	carton á 4 x 5 kg paper bags REF	carton 20 kg REF	paper bag 25 kg REF
Artikulation, Natural stone	natural white	100100	100102	100109	100104
Artikulation, Synthetic stone	super white	100950	100952	100959	100954
Mounting Stone	snow white	105000	-	-	105006 (22,7 kg)

## Model plaster type 2



### Velox®

Natural stone

Made from pure Harz alabaster. Volumetrically stable. Contains 25% of hard stone. A material with a controlled expansion for the user. Specially developed with a short working and setting time.

Use recommendation: Study models, planning models, diagnostic models

**natural white**



### Non Plus Ultra

Natural stone

Made from pure Harz alabaster. Volumetrically stable. Contains 25% of hard stone. A material with controlled expansion for the user. Specially developed with a long working and setting time.

Use recommendation: Study models, planning models, diagnostic models

**natural white**



### Alamo

Natural stone

A laboratory model plaster for pouring models and formers. Used especially for basing. High quality with a limited expansion. Contains 20% of hard stone with a long setting time.

Use recommendation: Study models, planning models, diagnostic models

**natural white**

#### Technical datas according to DIN EN ISO 6873:

Product	Colour	Water/ powder ratio	Working time (min)	Setting time (min)	Setting expansion in % after 2 h	Compression strength after 1 h (MPa)	Compression strength, dry (MPa)	Containers in kg
<b>Velox</b>	natural white	50:100	5-6	10-12	0,15	15	20	5,0 / 10,0 20,0 / 25,0
<b>Non Plus Ultra</b>	natural white	50:100	10-12	18-22	0,28	12	17	5,0 / 10,0 20,0 / 25,0
<b>Alamo</b>	natural white	50:100	10-14	18-25	0,29	12	17	5,0 / 10,0 20,0 / 25,0

Model plaster, type 2	Colour	paper bag 5 kg REF	carton á 4 x 5 kg paper bags REF	carton 20 kg REF	paper bag 25 kg REF
<b>Velox®</b>	natural white	100130	100138	100139	100134
<b>Non Plus Ultra</b>	natural white	100120	100122	100129	100124
<b>Alamo</b>	natural white	100140	100142	100149	100144



## Alamo S

Natural stone

A quick-setting model plaster made from high-grade alabaster. Contains 20% dental hard stone. Controlled expansion. Easy to use. Prices on request.

Use recommendation: Study models, planning models, diagnostic models

**natural white**



## Ehodit

Natural plaster  
Dura semi-hard plaster

Used for laboratory work where a hard stone is too hard and a model plaster is too soft. Especially suitable for acrylic work. Gives optimal results and is more easily devested.

Use recommendation: denture work, repairs, relines, additions, study models

**blue**  
**green**  
**natural white**

### Technical datas according to DIN EN ISO 6873:

Product	Colour	Water/ powder ratio	Working time (min)	Setting time (min)	Setting expansion in % after 2 h	Compression strength after 1 h (MPa)	Compression strength, dry (MPa)	Containers in kg
<b>Alamo S</b>	natural white	50:100	5-6	12-14	0.10	12	17	5.0 / 4 x 5.0 20.0 / 25.0
<b>Ehodit</b>	blue green natural white	40:100	5-6	10-12	0.16	20	40	5.0 / 4 x 5.0 25.0

Model plaster, type 2	Colour	paper bag 5 kg REF	carton á 4 x 5 kg paper bags REF	carton 20 kg REF	paper bag 25 kg REF
<b>Alamo S</b>	natural white	100150	100152	100159	100154
<b>Ehodit Dura semi-hard plaster</b>	blue	101620	101622	101627 (25 kg)	101624
	green	101640	101642	101647 (25 kg)	101644
	natural white	100160	100162	100169 (25 kg)	100164





### Hinrizit®

Natural stone

A double grained hard stone for a broad range of applications in dental technology. Made from specially selected natural rock with permanent volumetric stability. This material has high compressive strength and a very smooth surface and is extremely accurate. Exceptionally white natural stone is used to provide a high degree of whiteness for orthodontic work.

Use recommendation: working models, opposing models, denture work, repairs, relines, additions, orthodontic work, demonstration models extra white

**blue, yellow, super white**



### Hinrizit® Speed



Now also in blue!

Natural stone

Conventional hard stone with a very short setting time, but with no loss of compressive strength or accuracy. Especially suitable for quick repairs and urgent work. Impressions can be removed after just 10 minutes.

Use recommendation: working models, opposing models, denture work, repairs, relines, additions

**yellow, blue**



### Hinridur®

Natural stone

Manufactured using a special procedure. A very cost-effective, but high-quality natural stone. Supplied in a variety of colours. Extreme hardness and edge stability with low expansion and excellent flow properties.

Use recommendation: working models, opposing models, denture work, repairs, relines, additions, study models

**yellow, blue, green, natural white**



### Hinridur® S

Synthetic stone

A creamy synthetic hard stone especially suitable for prosthetics and orthodontics. The super white colour is specially recommended for orthodontics works.

Use recommendation: working models, opposing models, denture work, repairs, relines, additions, study models, orthodontic work, demonstration models extra white

**yellow, blue, super white**



## Laborit®

Natural stone

High-quality hard stone with high compressive strength and excellent working properties. This tried and tested natural stone exhibits low expansion, excellent flow property and volumetric stability.

Use recommendation: working models, opposing models, denture work, repairs, relines, additions

**yellow**

### Technical datas according to DIN EN ISO 6873:

Product	Colour	Water/ powder ratio	Working time (min)	Setting time (min)	Setting expansion in % after 2 h	Compression strength after 1 h (MPa)	Compression strength, dry (MPa)	Containers in kg
<b>Hinrizit®</b>	blue	30:100	5-6	10-12	0.13	30	60	5.0 / 4 x 5.0
	yellow	30:100	5-6	10-12	0.14	26	60	25.0
	super white	30:100	5-6	10-12	0.14	26	60	
<b>Hinrizit® Speed</b>	yellow	30:100	2-3	5-6	0.13	28	60	5.0 / 4 x 5.0
	blue							25.0
<b>Hinridur®</b>	yellow	30:100	5-6	10-12	0.17	23	50	5.0 / 4 x 5.0
	blue							25.0
	green							
	natural white							
<b>Hinridur® S</b>	yellow	30:100	5-6	10-12	0.18	23	50	5.0 / 4 x 5.0
	blue							25.0
	super white							
<b>Laborit®</b>	yellow	30:100	5-6	10-12	0.14	25	58	5.0 / 10.0 25.0

Hard stone, type 3	Colour	paper bag 5 kg REF	carton á 4 x 5 kg paper bags REF	carton 25 kg REF	paper bag 25 kg REF
<b>Hinrizit®</b>	blue	100200	100202	101209	100204
	yellow	100210	100212	101215	100214
<b>Hinrizit® für KFO</b>	super white	100230	100232	101239	100234
<b>Hinrizit® Speed</b>	yellow	102110	102112	102119	102114
	blue	101242	101246	101245	101240
<b>Hinridur®</b>	yellow	100810	100812	100817	100814
	blue	100820	100822	100827	100824
	green	100840	100842	100847	100844
	natural white	100830	100832	100837	100834
<b>Hinridur® S</b>	yellow	108101	108112	108147	108144
	blue	108201	108223	108247	108244
	super white	108301	108302	108347	108344
<b>Laborit®</b>	yellow	100220	100222	100229	100224





## Ortho Plaster

Natural stone

Specially for orthodontic and study models. Easy to mix and flows well. Harder than standard orthodontic stones. Easy to trim and smooth with a shiny, snow white surface.

Use recommendation: working models, opposing models, denture work, repairs, relines, additions, orthodontic work, demonstration models extra white

**snow white**



## Hinrizit® E

Natural stone

Hinrizit® E is a special formulated dental stone with a high setting expansion. This special gypsum is used for the model creation and the investing during the use with dental acrylics where a high expansion is necessary to compensate the shrinkage of the acrylic dentures (e.g. SR Ivocap Injection System). Hinrizit® E is usable for all acrylic dentures.

Use recommendation: acrylic dentures

**natural white**

### Technical datas according to DIN EN ISO 6873:

Product	Colour	Water/ powder ratio	Working time (min)	Setting time (min)	Setting expansion in % after 2 h	Compression strength after 1 h (MPa)	Compression strength, dry (MPa)	Containers in kg
<b>Ortho Plaster</b>	snow white	35:100	7-8	12-15	0.18	35	45	5.0/ 10.0 22.7
<b>Hinrizit® E</b>	natural white	25:100	5-6	10-12	0.60	30	60	5.0 / 4 x 5.0

Hard stone, type 3	Colour	paper bag 5 kg REF	carton á 4 x 5 kg paper bags REF	carton 25 kg REF	paper bag 25 kg REF
<b>Ortho Plaster</b>	snow white	104900	-	104906 (22,7 kg)	-
<b>Hinrizit® E</b>	natural white	102250 (Aluminium bag)	-	102251 (20 kg) (4 x 5,0 kg Aluminium bag)	-



## Hinriplast® N

**Natural stone  
resin-reinforced**

Hinriplast® N is a resin-reinforced, fine-flowing super hard stone for the highest technical requirements with extremely smooth surface and an unusually edge stability. Owing to the employment of again-developed resin additives now a clearly longer stability in storage is reached.

Use recommendation: Die models, dental arches, sectioned models, master models in precious and non precious alloys and metal ceramic restorations, check models

**pearl-grey, ivory, apricot, golden brown**



## Hinristone® 20/22/24

**Natural stone**

A thixotropic super hard stone with exceptional hardness made from highly pure natural rock with excellent edge stability, high scratch resistance and breaking strength. Minimum expansion. Especially suitable for high-quality prosthetics. Multipurpose due to its variable water/powder ratio.

Use recommendation: Die models, dental arches, sectioned models, master models in precious and non precious alloys and metal ceramic restorations, check models

**golden brown, yellow, green, white**



## Hinristone® Speed

**Natural stone**

A quick-setting super hard stone for carrying out urgent repairs. This stone is also suitable for opposing and study models. Due to its quick setting time the model can be removed after 10 minutes and further work completed on it.

Use recommendation: Die models, dental arches, sectioned models, master models in precious and non precious alloys and metal ceramic restorations, check models

**golden brown**

### Technical datas according to DIN EN ISO 6873:

Product	Colour	Water/ powder ratio	Working time (min)	Setting time (min)	Setting expansion in % after 2 h	Compression strength after 1 h (MPa)	Compression strength, dry (MPa)	Containers in kg
<b>Hinriplast® N</b>	perl-grey ivory apricot golden brown	20:100	7-8	14-16	0.09	55	90	5.0 / 4 x 5.0 25.0
<b>Hinristone® 20/22/24</b>	white, green golden brown yellow	20:100 (20) 22:100 (22) 24:100 (24)	6-7 6-7 6-7	12-14 12-14 12-14	0.09 0.09 0.10	60 55 50	90 80 75	5.0 / 4 x 5.0 25.0
<b>Hinristone® Speed</b>	golden brown	20:100	3-4	5-6	0.09	55	80	5.0 / 4 x 5.0 25.0

## Super hard stone type 4 (low expansion)

Super hard stone, type 4	Colour	paper bag 5 kg REF	carton á 4 x 5 kg paper bags REF	carton 25 kg REF	paper bag 25 kg REF
<b>Hinriplast® N</b>	apricot	100690	100692	106709	100694
	ivory	100680	100689	106809	100684
	pearl-grey	100670	100679	106909	100674
	golden brown	106901	106906	106905	106904
<b>Hinristone® 20</b>	golden brown	100658	100652	165139	100654
	yellow	106508	106502	165119	106504
	green	106518	106512	165129	106514
	white	100758	100752	165169	100754
<b>Hinristone® 22</b>	golden brown	106528	106529	165239	106524
	yellow	106538	106532	165219	106534
	green	106548	106542	165229	106544
	white	107508	107502	165269	107504
<b>Hinristone® 24</b>	golden brown	106558	106559	165339	106554
	yellow	106568	106562	165319	106564
	green	106578	106572	165329	106574
	white	107518	107512	165369	107514
<b>Hinristone® Speed</b>	golden brown	107650	107652	107659	107654

# Super hard stone type 4 (low expansion)



## Japan

Synthetic stone

A synthetic super hard stone with low setting expansion, edge stability and toughness. For fabricating dental arches, check models and single dies for gold and porcelain work.

Use recommendation: Die models, dental arches, sectioned models, master models in precious and non precious alloys and metal ceramic restorations, check models

**white, golden brown**



## SH 074

Natural stone with synthetic additives

High compression strength and low expansion due to its composition. Models have edge stability and an excellent scratch-resistant, smooth surface. Extremely suitable for sectioned models, check models and master models.

Use recommendation: Die models, dental arches, sectioned models, master models in precious and non precious alloys and metal ceramic restorations, check models

**super white, pink**



## Die Stone

Natural stone

For die models, crown and bridge work. Extremely accurate due to its low expansion. Very smooth, hard surface.

Use recommendation: Die models, dental arches, sectioned models, master models in precious and non precious alloys and metal ceramic restorations, check models

**peach**

### Technical datas according to DIN EN ISO 6873:

Product	Colour	Water/ powder ratio	Working time (min)	Setting time (min)	Setting expansion in % after 2 h	Compression strength after 1 h (MPa)	Compression strength, dry (MPa)	Containers in kg
Japan	white golden brown	20:100	5-6	10-12	0.09	60	85	5.0 / 4 x 5.0 25.0
SH 074	white pink	23:100	5-6	10-12	0.10	45	75	5.0 / 4 x 5.0 25.0
Die Stone	peach	22:100	6-7	10-13	0.07	52	75	22.7

Super hard stone, type 4	Colour	paper bag 5 kg REF	carton á 4 x 5 kg paper bags REF	carton 25 kg REF	paper bag 25 kg REF
Japan	golden brown	100180	100182	100189	100186
	white	100170	100172	100179	100176
SH 074	pink	100880	100882	100889	100886
	white	100190	100192	100199	100196
Die Stone	peach	104700	-	104709 (22,7 kg)	-



## Super hard stone type 4 (low expansion)



### Tru Stone

Natural stone

Universal super hard stone for crown and bridge work. Very smooth, hard surface. Low setting expansion guarantees accuracy.

Use recommendation: Die models, dental arches, sectioned models, master models in precious and non precious alloys and metal ceramic restorations, check models

**pink**



### CAM-Stone N

Natural stone for optoelectronic systems

powdering stone models is unnecessary with CAM-Stone N. This special model stone was developed for optoelectronic scanning. It prevents interference from reflections in defined frequency ranges. The quick setting time allows treatment to be completed in one chairside appointment. CAM-Stone N reproduces detail exactly, has edge stability and is sharply defined.

Use recommendation: for CAD-CAM systems, die models, dental arches, sectioned models, master models in precious and non precious alloys and metal ceramic restorations, check models

**reddish brown, ivory**

#### Technical datas according to DIN EN ISO 6873:

Product	Colour	Water/ powder ratio	Working time (min)	Setting time (min)	Setting expansion in % after 2 h	Compression strength after 1 h (MPa)	Compression strength, dry (MPa)	Containers in kg
Tru Stone	pink	24:100	5-6	9-11	0.09	40	70	11.3
CAM-Stone N	reddish brown ivory	20:100	4-5	9-11	0.06	60	90	5.0 / 4 x 5.0 25.0

Super hard stone, type 4	Colour	paper bag 5 kg REF	carton á 4 x 5 kg paper bags REF	carton 25 kg REF	paper bag 25 kg REF
Tru Stone	pink	104800	-	104809 (11,3 kg)	-
CAM-Stone N	reddish brown	100720	100722	100728	100724
	ivory	100725	107219	107218	107214



## Base Stone FL

Natural stone

A flowable stone for basing, which can be poured from the tub directly into the baseformer without vibrating. This extremely flowable special stone is suitable for basing all die and dental arch models and guarantees a bubble free base.

Use recommendation: Bases for dental arches, for sectioned models, for all pin systems when using gypsum

**blue, green, white, deep blue**



## Base Stone natural

Natural stone

For basing dental arches, for overcasts and milling bases, for relin overbites and orthodontic models, for stress-free models and positioning pins exactly.

Use recommendation: Bases for dental arches, for sectioned models, for all pin systems when using gypsum

**white, pink**

### Technical datas according to DIN EN ISO 6873:

Product	Colour	Water/ powder ratio	Working time (min)	Setting time (min)	Setting expansion in % after 2 h	Compression strength after 1 h (MPa)	Compression strength, dry (MPa)	Containers in kg
<b>Base Stone FL</b>	blue green white deep blue	23:100	5-6	10-12	0.06	50	75	5.0 / 4 x 5.0 25.0
<b>Base Stone natural</b>	white pink	25:100	3-4	6-8	0.06	30	50	5.0 / 4 x 5.0 25.0

Super hard stone, type 4	Colour	paper bag 5 kg REF	carton á 4 x 5 kg paper bags REF	carton 25 kg REF	paper bag 25 kg REF
<b>Base Stone FL</b>	blue	109820	109822	109827	109824
	green	109840	109842	109847	109844
	white	109830	109832	109837	109834
	deep blue	109850	109855	109853	109854
<b>Base Stone natural</b>	white	108730	108732	108737	108734
	pink	108780	108782	108787	108784



## Super hard stone, type 5 (high expansion)



### Die Keen

Natural stone

A very hard, but non-brittle super hard stone. Extremely accurate. Increased expansion compensates for the shrinkage of other materials. Smooth surface due to extra-fine grains.

Use recommendation: Die models, dental arches, sectioned models, master models in precious and non precious alloys and metal-ceramic restorations, check models

**green, golden brown**



### HinriDie

Natural stone

HinriDie is made from raw materials from America and is preferred for high-quality prosthetic work because of its high compression strength and edge stability. Increased expansion compensates for the shrinkage of other materials.

Use recommendation: Die models, dental arches, sectioned models, master models in precious and non precious alloys and metal-ceramic restorations, check models, working models, opposing models, denture work

**green, golden brown**



### Hinristone® E

Natural stone

A flowable, super hard stone with exceptional hardness made from highly pure natural stone. Increased expansion compensates for the shrinkage of other materials. High scratch resistance and breaking strength. Especially suitable for high-quality prosthetics.

Use recommendation: Die models, dental arches, sectioned models, master models in precious and non precious alloys and metal-ceramic restorations, check models, working models, opposing models, denture work

**golden brown**

#### Technical datas according to DIN EN ISO 6873:

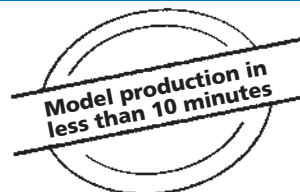
Product	Colour	Water/ powder ratio	Working time (min)	Setting time (min)	Setting expansion in % after 2 h	Compression strength after 1 h (MPa)	Compression strength, dry (MPa)	Containers in kg
Die Keen	green golden brown	21:100	6-7	10-13	0.18	40	80	22.7
HinriDie	green golden brown	21:100	6-7	10-13	0.20	45	90	22.7
Hinristone® E	golden brown	20:100	6-7	12-14	0.25	60	90	5.0 / 4 x 5.0 25.0

Super hard stone, type 5	Colour	paper bag 5 kg REF	carton á 4 x 5 kg paper bags REF	carton 22,7 kg REF	paper bag 25 kg REF
Die Keen	green	-	-	104609	-
	golden brown	-	-	104639	-
HinriDie	green	-	-	105604	-
	golden brown	-	-	105614	-
Hinristone® E	golden brown	100760	100762	-	100764





## Model system Profident 2010



This innovative, reliable model system ensures maximum precision and saves a great deal of time and material. There is no need to invest in additional, expensive equipment. The Profident 2010 can also be used for fabricating high-quality sectioned models quickly. After preparing the impression, the complete model including the base is fabricated in one step. The Profident 2010 has a preformed, dimensionally stable split cast. The components and pin base plates, which are supplied in two sizes, are reusable and cover all applications.

### Profident 2010

Profident 2010, complete starter set

REF 890000

1 x working instruction; 3 x pin base plate, size 1; 2 x pin base plate, size 2; 3 x study model plate, size 1; 2 x study model plate, size 2; 2 x model sleeve, size 1; 1 x model sleeve, size 2; 1 x removal device; 1 x 100 ml Profisep 2010; 1 x positioner plate, size 1; 1 x positioner plate, size 2.



### also single available:

Pin base plate incl. split cast plate and magnet, size 1	REF 890001
Model sleeve, size 1	REF 890002
Study model plate, size 1, 25 plates	REF 890003
Removal device, size 1	REF 890004
Pin base plate incl. split cast plate and magnet, size 2	REF 890011
Model sleeve, size 2	REF 890012
Study model plate, size 2, 25 plates	REF 890013
Removal device, size 2	REF 890014
Profisep 2010 (separating agent), 100 ml	REF 890021
Profisep 2010 (separating agent), 500 ml	REF 890022
Profisep Clean (cleaning agent), 400 ml	REF 890023





## Water dispenser WD 1

The fast and secure technology for best gypsum models, gypsum bound investments and alginates.

- Easy to use
- Precise dosing
- Maintenance-free
- Easy to clean
- Durable

### Technical data:

Setting range 10 – 50,0 ml

Graduation 1,0 ml

Scope of delivery: 1 dispenser (valve block with finger guard), 1 discharge tube set, 1 intake tube, 2 adaptors made of PP, 1 operating manual, 1 certificate of precision, 1 glass bottle 2.000 ml.

---

Water Dispenser WD 1 incl. 2.000 ml glass bottle

**REF 800001**

---

Replacement glass bottle 2.000 ml

**REF 800010**

---



## Base former

By means of the HINRICHS base former, the model creation obtains a fast, economical and clean working basis. After 5 seconds only, the perfect base former is ready for each impression. The simple handling and the high economic efficiency (low consumption of material) turns the base former into an important practice attendant.

---

Base former, set (upper & lower jaw)

**REF 890100**

---

Base former, set (upper jaw)

**REF 890101**

---

Base former, set (lower jaw)

**REF 890102**

---



## Gypsum Gloss



Impregnation for gypsum models

An environmentally acceptable impregnation for all gypsum models. The gypsum models get thru the gloss bath a moisture-, fat- and dust repellent and a shiny surface as well.

Available in:

4.500 ml canister

**REF 109120**



## Setting accelerator

Proven accelerator for all types of dental gypsum and gypsum bound investment to reduce the setting time. Depending on the amount which shall be mixed add 1-10 g powder to the mixing water and then mix it thoroughly with the gypsum.

Available in:

1 kg bucket

**REF 100401**

5 kg bag

**REF 100402**



## Setting retarder

This retarder prolongs the setting time of gypsum and allows the extended working time to be regulated individually. The retarder is added to the water (max. 2.0%).

Available in:

1 kg bucket

**REF 104001**

5 kg bag

**REF 104002**



## GipEx gypsum remover

For removing gypsum and investment residue from acrylic, dentures, impression trays, instruments etc.. Does not contain acid. Can also be used in ultrasonic cleaners. Solution is ready to use. Do not dilute.

Available in:

1.000 ml bottle	<b>REF 100910</b>
5.000 ml canister	<b>REF 100911</b>



## GipEx Tabs

High reactive binder for dental gypsum, phosphate bound investments in the gypsum separator. Prevents a blockage of the waste pipes, reduces unpleasant smells and facilitates the cleaning of the separator.

2 pieces GipEx Tabs	<b>REF 100915</b>
10 pieces GipEx Tabs	<b>REF 100916</b>
25 pieces GipEx Tabs	<b>REF 100917</b>



## Hinrisep G

Gypsum Separator

Provides reliable separation between gypsum layers when sprayed dry surface of gypsum. Also usable for Base Stone FL (flowable).

Available in:

250 ml pump spray bottle	<b>REF 100920</b>
1.000 ml refill bottle	<b>REF 100921</b>



## Hinrisep K

Acrylic Separator

For hot and cold-curing resins. Alginate-based seal for gypsum models when used with acrylics. The thin smooth film is scratch-resistant and reliably separates gypsum from acrylic.

Available in:

1.000 ml bottle	<b>REF 109221</b>
5.000 ml canister	<b>REF 109222</b>



## Hinrisep W

Wax Separator

Hinrisep W reliably separates gypsum from wax and is ideal for sealing the surfaces of models. Even when Hinrisep W is subjected to extreme heat, it is still effective.

Available in:

30 ml bottle	<b>REF 109230</b>
1.000 ml refill bottle	<b>REF 109231</b>



## Neutralgin

Neutraliser for alginate impressions

For sealing alginate impressions. Prevents alginate acid from discharging, resulting in smooth gypsum models. The separating liquid can be used for all types of alginates.

Available in:

250 ml pump spray bottle	<b>REF 100940</b>
1.000 ml refill bottle	<b>REF 100941</b>
5.000 ml refill canister	<b>REF 100942</b>



## Hinrisol

**Alcohol-Based Surface Wetting Agent**

For reducing surface tension, neutralising and cleaning silicone, wax and resin surfaces without leaving a film. Hinrisol is compatible with all silicone-based impression and duplicating materials.

**Not suitable for polyether!**

Available in:

250 ml pump spray bottle	<b>REF 109400</b>
1.000 ml refill bottle	<b>REF 109401</b>



## Hinrisid

**Surfactant Debubbler**

HINRICH'S surfactant is a universal wetting agent for fabricating gypsum models without bubbles in silicone impressions.

**Suitable for polyether!**

Available in:

250 ml pump spray bottle	<b>REF 109410</b>
1.000 ml refill bottle	<b>REF 109411</b>



## Mixing Spatula

**REF 516000**

For gypsum, resins and cements. Wooden handle. 21.5 cm.

## Measuring Cylinder

**REF 516001**

Made from PMP. Clear. Graded in 1 ml.

## Gypsum Knife

**REF 516002**

According to Gritmann. Wooden handle and flask opener. 17 cm.

## Aluminum gypsum scoop

**REF 516006**

For gypsum and investments, size: 210 mm for approx. 160 g powder



## Pump spray bottle

For propellant-free spraying of liquids (e.g. Neutralgin, Hinrisol, Hinrisid).

250 ml Pump spray bottle	<b>REF 516003</b>
--------------------------	-------------------



## Dental Duplicating materials DIN EN ISO 14356

The international norm DIN EN ISO 14356 defines requirements and a method of testing, which are mainly allowed for the manufacture of flexible forms. These forms are mainly used for the production of positive copies made out of heat-resistant investments or gypsum models.

There are two different types of duplicating materials:

- Type 1: reversible** duplicating materials (e.g. duplicating gel)
- Type 2: irreversible** duplicating materials (e.g. duplicating silicone)

The ISO norm requires especially a high accurate reproduction, a heat-resistant, an elastic reforming, digestibility with dental gypsum and investments, a high tear resistance. Type 1 products require additionally special liquid and filling temperatures and a resistance against fungus growing.

Conventional duplicating gel has been largely replaced in Germany due to the development of suitable silicones. **ERNST HINRICHS** offers addition-curing duplicating silicones with high Shore A hardness and tear growth resistance for the adhesive tape and flask technique. All types of silicones are suitable for automatic dispensers.



## Hinrisil® KL

Addition-curing duplicating silicone, type 2

An addition-curing duplicating silicone with a high Shore A hardness usable for the adhesive tape and flask technique. Suitable for automatic dispensers. **Shore A hardness: > 24**

**pink**

Available in:

2 x 1 kg bottle	<b>REF 100790</b>
2 x 6 kg canister	<b>REF 100793</b>
2 x 25 kg canister	<b>REF 100794</b>



## Hinrisil®

Addition-curing duplicating silicone, type 2

An extremely flowable addition-curing duplicating silicone with a lower Shore A hardness usable for flask duplication. Suitable for automatic dispensers. **Shore A hardness: 16-18**

**green**

Available in:

2 x 1 kg bottle	<b>REF 107940</b>
2 x 6 kg canister	<b>REF 107943</b>
2 x 25 kg canister	<b>REF 107944</b>



## Duplicating silicone/ duplicating gel



### Hinrisil® hydro

Addition-curing duplicating silicone, type 2

An addition-curing duplicating silicone with hydrophilic properties. Because of the hydrophilic surface wetting agents are no longer required. Smooth model surface without surfactants. Hinrisil® hydro is suitable for the material-saving flaskless duplicating technique. Suitable for automatic dispensers. **Shore A hardness: 22-24**

**emerald**

Available in:

2 x 1 kg bottle	<b>REF 107960</b>
2 x 6 kg canister	<b>REF 107963</b>
2 x 25 kg canister	<b>REF 107964</b>



### Hinrisil® Speed

Addition-curing duplicating silicone, type 2

A rapid- and addition-curing duplicating silicone, developed especially for express jobs using adhesive duplicating tapes or flasks. Remove Hinrisil® Speed from the duplicating mould after just 10 minutes. **Shore A hardness: 24**

**yellow**

Available in:

2 x 1 kg bottle	<b>REF 107970</b>
2 x 6 kg canister	<b>REF 107973</b>
2 x 25 kg canister	<b>REF 107976</b>



### Hinrigel

Duplicating gel, type 1

Hinrigel is a high-quality and reversibly duplicating mass. The fine-flowing duplicating gel is suitable for investments and dental gypsum. Hinrigel has a high elasticity and volume stability.

**green**

Available in:

6 kg bucket	<b>REF 107953</b>
-------------	-------------------

Technical datas: accord. DIN EN ISO 14356	Hinrisil® KL	Hinrisil®	Hinrisil® hydro	Hinrisil® Speed
Mixing ratio:	1:1	1:1	1:1	1:1
Mixing under vakuum (sec.):	40	40	40	40
Working time (min.):	>5	>5	>5	3-4
Curing time (min.):	30 - 45	30 - 45	30 - 45	10
Tensile strength (MPa):	ca. 2,2	ca. 1,8	ca. 2,5	ca. 2,2
Elongation at break (%):	310	220	380	310
Tear strength (N/mm):	6,5	3,0	6,8	6,5
Shore A hardness:	>24	16 - 18	22 - 24	24
Colour:	pink	grün	smaragd	gelb

## The flaskless duplicating technique

### Economical and accurately fitting

In dental technology, duplicating models for chrome-cobalt have always involved using flasks in a variety of shapes and sizes. When using the ERNST HINRICHS system, flasks are no longer required.

This new method of duplicating using silicone was the basis for further innovative developments - especially in materials and technical methods - and has led to the current well-known flaskless duplicating technique.

For further information about the flaskless duplicating technique refer to our technical brochure (REF 902026), which may be obtained free of charge from our sales representative or direct from the ERNST HINRICHS technical department.



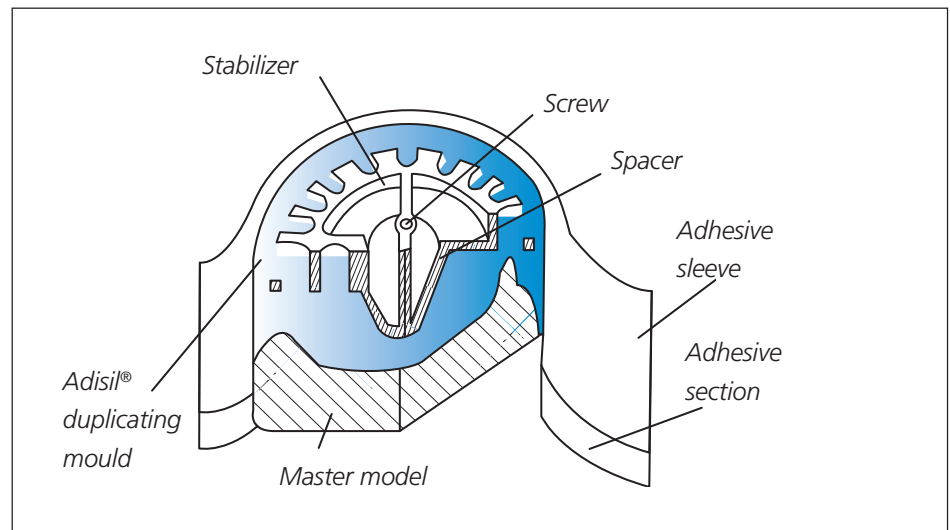
Model with adhesive duplicating tape ready for duplicating



Cross-section of a flaskless duplicating mould



Fixation device for flaskless duplication





## Duplicating starter set

### Save silicone with the flaskless duplicating system

The starter set contains all necessary products for the flaskless duplicating system to allow a economical duplicating and investing for the production of partial frameworks.

Content: 1 x 2 x 1 kg Hinrisil® Speed, 1 x 40 m adhesive duplicating tape, 3 x Stabilizer Size 2, 1 Fixation device, 1 x 250 ml Hinrisol, 1 x 25 m disposable ring tape, 1 poster duplicating technique, 1 poster investing technique, 1 produkt catalog (also single available)

Duplication starter set

**REF 891999**



## Fixation device

Device for positioning the stabilizer when using the flaskless duplicating procedure.

Fixation device

**REF 891001**



## Duplicating cross

Device for flaskless duplication without the fixation device. A practical accessory when the duplicating material is to be vulcanised cured under pressure.

Duplicating cross

**REF 891002**



## Stabilizer

For stabilizing the silicone mould when using the flaskless duplicating procedure. Supplied in four sizes.

### white

Stabilizer, Size 1 (57 x 44 mm)

**REF 891003**

Stabilizer, Size 2 (62 x 48 mm)

**REF 891004**

Stabilizer, Size 3 (66 x 55 mm)

**REF 891005**

Stabilizer, Size 4 (72 x 60 mm)

**REF 891006**




## Adhesive duplicating tape

Duplicating ring tape for the flaskless duplicating technique.

Adhesive duplicating tape, 40 m

**REF 891007**



## Dispensing pump

Made of plastic for the 6 kg container. Pump with lid.

Pump with lid (white), component A

**REF 891030**

Pump with lid (red), component B

**REF 891031**



## Economical duplicating flasks

Plastic duplicating flask with 3 sections for cost saving, problem-free duplicating with Hinrisil®. Consists of a flask base, flask ring and stabilizer. Supplied in two sizes.

**blue**


Flask complete, size 1 (68 x 81 mm), set

**REF 891020**

Flask complete, size 2 (73 x 91 mm), set

**REF 891021**

## Gypsum-bonded investments



### L 36®

**Soldering compound, type 3, brown**

A top quality material developed from many years' experience. No expansion or shrinkage of invested patterns. Suitable for all metals. Exceptionally high heat resistance. Can be heated immediately with a large flame.

Available in:

5 kg bag	<b>REF 100270</b>
25 kg carton	<b>REF 100279</b>
25 kg bag	<b>REF 100274</b>



### Thermal

**class 1 + 2, type 1, white**

A gypsum-bonded investment for standard casting work and fabricating jewellery. Produces smooth castings without finning. Easy to use.

Available in:

5 kg bag	<b>REF 100250</b>
25 kg carton	<b>REF 100252</b>
25 kg bag	<b>REF 100254</b>



### Hinrivest® G

**class 2, type 1, white**

A gypsum-bonded and graphite-free precision investment for precious metals and low-melting alloys. Expansion can be regulated by the ratio of water used. Finegrained. High degree of accuracy and surface quality. Can be put into a preheated furnace.

Available in:

5 kg aluminium bag	<b>REF 102511</b>
20 kg (4 x 5 kg)	<b>REF 102514</b>

### Casting Work

We also offer support for casting work. Our technicians, experienced in CoCr, one-piece casting and crown and bridge work, are available for seminars or practical courses on request. Of course we can always give you advice over the telephone. Contact us and we will be happy to help you.





## Hinrivest® CoCr

class 1, type 2

A conventional preheating phosphate-bonded and graphite-free investment for CoCr frameworks. This proven phosphate-bonded, graphite-free investment assures a precise fit and smooth surface.

Available in:

5 kg carton (28 x 180 g sachets)	<b>REF 102401</b>
20 kg carton (112 x 180 g sachets)	<b>REF 102402</b>
20 kg carton (50 x 400 g sachets)	<b>REF 102403</b>
20 kg carton (4 x 5.000 g sachets)	<b>REF 102404</b>



## Hinrivest® SG

class 2, type 2

A phosphate-bonded, graphite-free investment for CoCr frameworks specially developed for the speed heating technique. Suitable for casting all types of dental alloys.

Available in:

5 kg carton (28 x 180 g sachets)	<b>REF 102411</b>
20 kg carton (112 x 180 g sachets)	<b>REF 102412</b>
20 kg carton (50 x 400 g sachets)	<b>REF 102413</b>



## Hinrivest® KB

class 1 + 2, type 1

A speed casting universal investment for casting all types of precious and non-precious alloys in crown and bridge and combined techniques. Also ideal for direct firing of pressable ceramics. Ultra-fine grains, excellent accuracy and surface quality.

Available in:

5 kg carton (32 x 160 g sachets)	<b>REF 109601</b>
20 kg carton (125 x 160 g sachets)	<b>REF 109602</b>



## Hinrivest®Liquid

Expansion liquid for regulating setting expansion of phosphate-bonded Hinrivest® investments. Can be diluted with distilled water.

Available in:

1 litre bottle	<b>REF 107820</b>
3 litre canister	<b>REF 107821</b>
25 litre canister	<b>REF 107824</b>

## Hinrivest®Liquid High Ex

Special liquid contains a higher proportion of silica solution and other particles for higher expansion values. For fabricating CrCo telescopic work and also for other phosphate-bonded investments.

Available in:

1 litre bottle	<b>REF 107830</b>
3 litre canister	<b>REF 107831</b>



## Disposable ring tape

Adhesive disposable ring tape for use when investing CrCo.

The surface area of the investment mould's outer surface is increased considerably due to the corrugated effect of the ring material. This increases the amount of heat absorbed during burnout. The diameter of the mould is no greater than that of the duplicate model. This saves investment and space within the furnace.

---

Disposable ring tape, 25 m

**REF 892001**



## Silicone sleeves, model form

Vertical groove structure on the inside of the ring increases the surface area. Setting expansion is not affected, ensuring an optimum fit of the casting. Use of a silicone sleeve ensures a more uniform heat uptake and controlled cooling of the mould. The whole span of the pattern can be placed at the same distance from the mould wall, optimising the fit of the casting.

---

Size 0 (ø 70 mm x 55 mm)

**REF 892017**

---

Size 1 (ø 75 mm x 60 mm)

**REF 892003**

---

Size 2 (ø 80 mm x 65 mm)

**REF 892004**

---

Size 3 (ø 90 mm x 75 mm)

**REF 892005**



## Model-shaped base plate, model form

with sprue former

For CrCo and ringless direct-wax investing with the model-shaped silicone sleeve.

**with sprue-former**

---

Size 0 (ø 70 mm x 55 mm) **REF 892018**

---

Size 1 (ø 75 mm x 60 mm) **REF 892019**

---

Size 2 (ø 80 mm x 65 mm) **REF 892020**

---

Size 3 (ø 90 mm x 75 mm) **REF 892021**

**without sprue-former**

---

Size 0 (ø 70 mm x 55 mm) **REF 892022**

---

Size 1 (ø 75 mm x 60 mm) **REF 892006**

---

Size 2 (ø 80 mm x 65 mm) **REF 892007**

---

Size 3 (ø 90 mm x 75 mm) **REF 892023**



## Wax adhesive

Residue-free adhesive for use with preformed wax patterns on unhardened ERNST HINRICHS CrCo investment duplicate models. The wax adhesive should be applied thinly to ensure retention of the patterns on the duplicate model.

---

Wax adhesive, 30 ml

**REF 892030**

---

Wax adhesive, 100 ml


**REF 892031**

---

Thinner for adhesive, 100 ml

**REF 892032**





## Plunger Aluoxid

Manufactured from high purity aluminium oxide, reusable many times, no micro cracks in the sprues, suitable for all pressable ceramic systems. Ø 12,00 mm, size 37 mm.

Plunger Aluoxid, 2 pieces

**REF 892060**



## Disposable Plunger

- No preheating of the plunger!
- Easy to handle
- no more time-consuming divesting of reusable plungers
- no micro cracks in the sprues
- suitable for all pressable ceramic systems

Available in 2 diameters: Ø 12 mm (e.g. Empress®/Ivoclar) and Ø 13 mm (e. g. e.max®/Ivoclar).

Content: 50 pieces.

Disposable Plunger, Ø 12 mm, 50 pieces

**REF 892061**

Disposable Plunger, Ø 13 mm, 50 pieces

**REF 892063**



## Sprue formers

Made from flexible injection-molded plastic for multiple use as a sprue-former in CrCo rings.

Sprue formers, pack of 100

**REF 892036**



## Base plates with silicone sleeves, round

For economic, direct investing with the model base plate for crown and bridge work. Vertical groove structure on the inside of the ring increases the surface area. Setting expansion is not affected, ensuring an optimum fit of the casting. Use of a silicone sleeve ensures a more uniform heat uptake and controlled cooling of the mould. Sprue formers are supplied with these silicone sleeves in sizes 3, 6 and 9.

Round silicone sleeves

Size 3, Ø inner: 45 mm

**REF 892040**

Size 6, Ø inner: 62 mm

**REF 892041**

Size 9, Ø inner: 75 mm

**REF 892042**

Round casting mould base with sprue former, white

Size 3

**REF 892050**

Size 6

**REF 892051**

Size 9

**REF 892052**



## Silicone Sleeves Ceram

For a well known press-ceramic systems (e.g. Degussa, Ivoclar). The corrugated effect of the muffle surface area will regulate the solidification of the ceramic. Easy handling.

Silicone sleeve ceram 100 (100 g)	<b>REF 892010</b>
Silicone sleeve ceram 200 (200 g)	<b>REF 892011</b>

(The illustrated plastic units are components of the porcelain system used and are not included in the pack contents.)



## Starter set partial frameworks



Contents: 28 x 180 g Hinrivest CoCr, 1.000 ml Hinrivest liquid, 1.000 g Hinri-Alloy CoCr, 1 x poster investing technique, 1 x poster duplicating technique, 1 x product catalogue.

Starter set partial frameworks	<b>REF 892998</b>
--------------------------------	-------------------



## Starter set c&b-technique



Contents: 32 x 160 g Hinrivest KB, 1.000 ml Hinrivest liquid, 1 x silicone sleeve, model shaped, size 0, 1 x silicone sleeve, model shaped, size 1, 1 x base plate with sprue former, size 0, 1 x base plate with sprue former, size 1, 1 x silicone sleeve, c & b, size 6, 1 x base plate with sprue former, size 6, 1 x product catalogue.

Starter set c&b-technique	<b>REF 892999</b>
---------------------------	-------------------



## Hinri-Alloy CoCr

Composition (in % by mass): Co: 61.0 Cr: 31.5 Mo 5.0



Hinri-Alloy CoCr is a **chromium cobalt molybdenum alloy** for denture bases. It does not contain nickel or beryllium and complies with the norm for cobalt-based alloys. Hinri-Alloy CoCr is tissue-compatible, highly resistant to corrosion and biocompatible. Its excellent physical and technical properties allow delicate CrCo restorations.

Hinri-Alloy CoCr, 1.000 g

REF 893040



## Hinri-Alloy CB

Composition (in % by mass): Co: 61.0 Cr: 28.0 W 6.0 Si: 1.7



Hinri-Alloy CB is a **non-precious, chromium cobalt-based bonding alloy**. It does not contain any nickel, beryllium or gallium. Hinri-Alloy CB provides an economical alternative to precious metal and palladium-based alloys. Its low hardness of only 285 VH 10 allows Hinri-Alloy CB to be easily milled, which is an advantage when fabricating fixed units for fixed/removable appliances.

Hinri-Alloy CB, 250 g

REF 893023

Hinri-Alloy CB, 500 g

REF 893022

Hinri-Alloy CB, 1.000 g

REF 893020



## Hinri-Alloy N

Composition (in % by mass):  
Ni: 62.0 Cr: 25.0 Mo: 11.0



Hinri-Alloy N is a **non-precious, nickel-chrome-based bonding alloy**. It does not contain any beryllium or gallium. Hinri-Alloy N provides an economical alternative to precious metal and palladium-based alloys. Its low hardness of only 185 VH 10 allows Hinri-Alloy N to be easily milled, which is an advantage when fabricating fixed units for fixed/removable appliances.

Hinri-Alloy N, 1.000 g

REF 893030

Technical datas (guidelines):	Hinri-Alloy CoCr	Hinri-Alloy CB	Hinri-Alloy N
Proof stress Rp 0.2 (MPa):	650	620	340
Elongation at rupture A5 (%):	5.0	10	15
Modulus of elasticity (GPa):	220	190	200
Coefficient of expansion:		20-600 °C 14,1 x 10 <sup>-6</sup>	20°C-600°C 14.1 x 10 <sup>-6</sup> Tensile
strength Rm (MPa):	890	840	580
Vickers hardness VH 10:	350	285	185
Density (g/cm <sup>3</sup> ):	8.3	8.3	8.2
Melting range (°C):	1.280-1.360	1.320-1.420	1.260-1.350



## HinriPress®

HinriPress® is the cold-curing allrounder among all denture base acrylics and especially designed for dental technicians who like to cover all indications with only one product.

### Indications:

- Total upper and lower dentures
- Completion of model cast dentures
- Indirect relinings
- Partial upper and lower dentures
- Dilatations and repairs

HinriPress® liquid, 1000 ml, colorless	<b>REF 721000</b>
HinriPress® powder, 1000 g, pink	<b>REF 721010</b>
HinriPress® powder, 1000 g, pink opaque	<b>REF 721011</b>
HinriPress® powder, 1000 g, colourless	<b>REF 721012</b>
HinriPress® lab set, 100 g + 100 ml, pink	<b>REF 721020</b>
HinriPress® lab set, 100 g + 100 ml, pink opaque	<b>REF 721021</b>
HinriPress® lab set, 100 g + 100 ml, colourless	<b>REF 721022</b>



## HinriPress® Vario

HinriPress® Vario is a cold-curing allrounder among all denture base acrylics. The expanded processing time of this material allows the dental technicians a most stress-free handling.

### Indications:

- Total upper and lower dentures
- Completion of model cast dentures
- Indirect relinings
- Partial upper and lower dentures
- Dilatations and repairs

HinriPress® Vario liquid, 1000 ml, colorless	<b>REF 721100</b>
HinriPress® Vario powder, 1000 g, pink	<b>REF 721110</b>
HinriPress® Vario powder, 1000 g, pink opaque	<b>REF 721111</b>
HinriPress® Vario powder, 1000 g, colourless clear	<b>REF 721112</b>
HinriPress® Vario lab set, 100 g + 100 ml, pink	<b>REF 721120</b>
HinriPress® Vario lab set, 100 g + 100 ml, pink opaque	<b>REF 721121</b>
HinriPress® Vario lab set, 100 g + 100 ml, colourless clear	<b>REF 721122</b>



## HinriDon

HinriDon is an economic, cadmium-free denture base resin that guarantees high quality results by using any known hot-curing polymerization technique

### Indications:

- Total upper and lower dentures by using the pressing-/packing technique

HinriDon liquid, 1000 ml, colorless	<b>REF 721200</b>
HinriDon powder, 1000 g, pink	<b>REF 721210</b>
HinriDon powder, 1000 g, pink opaque	<b>REF 721211</b>
HinriDon powder, 1000 g, colourless clear	<b>REF 721212</b>
<hr/>	
HinriDon lab set, 100 g + 100 ml, pink	<b>REF 721220</b>
HinriDon lab set, 100 g + 100 ml, pink opaque	<b>REF 721221</b>
HinriDon lab set, 100 g + 100 ml, colourless clear	<b>REF 721222</b>



## HinriPress® Veins

Viscose fibres to be mixed into denture resins for the individual design of a veined appearance.

HinriPress® Veins, 5 g	<b>REF 721500</b>
------------------------	-------------------



## HinriPress® Bonding

Liquid for the perfect bonding of highly vulcanising confection teeth and the auto-polymerising based resin.

HinriPress® Bonding, 20 ml	<b>REF 721501</b>
----------------------------	-------------------





## HinriPress® flask S

Flask for the silicone embedding according to the HinriPress® resin pouring system. With a transparent flask-cover, steel bottom with integrated boiling out plate and canal stabber.

HinriPress® flask S

REF 721502



## HinriPress® flask G

Two piece flask for the gel embedding according to the HinriPress® resin pouring system. With a transparent flask-cover and canal stabber.

HinriPress® flask G

REF 721503



## Starter set silicone

For the start into the HinriPress® resin pouring system with silicone embedding.

Content: 1 kg HinriPress® - powder, 1.000 ml HinriPress® - liquid, 2 x 1,0 kg Kontursil, 20 ml HinriPress® - Bonding, 500 ml Marmosep K.

The flask is optionally available and not part of the starter set.

Starter set silicone, powder = HinriPress® pink **REF 721300**

Starter set silicone, powder = HinriPress® pink opaque **REF 721301**

Starter set silicone, powder = HinriPress® transparent **REF 721302**



## Starter set gel

For the start into the HinriPress® resin pouring system with gel embedding.

Content: 1 kg HinriPress® - powder, 1.000 ml HinriPress® - liquid, 3 kg Marmogel, 20 ml HinriPress® - bonding, 500 ml Marmosep K.

The flask is optionally available and not part of the starter set.

Starter set gel, powder = HinriPress® pink **REF 721350**

Starter set gel, powder = HinriPress® pink opaque **REF 721351**

Starter set gel, powder = HinriPress® transparent **REF 721352**





## Aluminium Oxide white

250 µm, 110 µm, 50 µm

For sandblasting restorations made from any type of alloy. HINRICHS' high-grade corundum does not cause silicosis and complies with health and safety regulations. The sharp-edged grains and extreme hardness guarantee very efficient sandblasting.

Available in:

5 kg canister	250 µm	<b>REF 100291</b>
10 kg canister	250 µm	<b>REF 100293</b>
25 kg bag	250 µm	<b>REF 100294</b>
25 kg carton	250 µm	<b>REF 102909</b>
5 kg canister	110 µm	<b>REF 100301</b>
10 kg canister	110 µm	<b>REF 100303</b>
25 kg bag	110 µm	<b>REF 100304</b>
25 kg carton	110 µm	<b>REF 103009</b>
5 kg canister	50 µm	<b>REF 100311</b>
10 kg canister	50 µm	<b>REF 100313</b>
25 kg bag	50 µm	<b>REF 100314</b>
25 kg carton	50 µm	<b>REF 103107</b>



## Glass Beads white

125 µm, 50 µm

For carefully cleaning and condensing sensitive surfaces. (No damage to precious and non-precious alloys etc.). Silicosis-free material produced in Germany. Supplied in grain sizes 125 µm and 50 µm.

Available in:

5 kg canister	125 µm	<b>REF 100331</b>
10 kg bucket	125 µm	<b>REF 100333</b>
25 kg bag	125 µm	<b>REF 100334</b>
25 kg carton	125 µm	<b>REF 103309</b>
5 kg canister	50 µm	<b>REF 100341</b>
10 kg bucket	50 µm	<b>REF 100343</b>
25 kg bag	50 µm	<b>REF 100344</b>
25 kg carton	50 µm	<b>REF 103409</b>



## Sterile Pumice Paste

Germ-free and germicidal pumice paste for prepolishing acrylic dentures. Completely quartz-free. Mix with water. The paste is kind to the skin, has an antibacterial effect and a pleasant odour.

Available in:

5 kg bucket	<b>REF 100381</b>
10 kg bucket	<b>REF 100382</b>
25 kg bucket	<b>REF 100383</b>



## Pumice powder

**fine, medium, coarse**

Guaranteed quartz-free polish. In grain sizes fine, medium and coarse. No risk of silicosis. Excellent working properties. Our pumice powder is an unprocessed and environmentally friendly natural product which can easily be disposed of after use.

Available in:

5 kg bag	fine	<b>REF 100350</b>
4 x 5 kg bag	fine	<b>REF 100352</b>
20 kg carton	fine	<b>REF 103509</b>
25 kg bag	fine	<b>REF 100354</b>
5 kg bag	medium	<b>REF 100360</b>
4 x 5 kg bag	medium	<b>REF 100362</b>
20 kg carton	medium	<b>REF 103607</b>
25 kg bag	medium	<b>REF 100364</b>
5 kg bag	coarse	<b>REF 100370</b>
4 x 5 kg bag	coarse	<b>REF 100372</b>
20 kg carton	coarse	<b>REF 103707</b>
25 kg bag	coarse	<b>REF 100374</b>



## Pumice Disinfectant

ERNST HINRICHS' pumice disinfectant is used instead of water for mixing pumice slurry. It can be added as required. The pumice slurry should be changed after three weeks. Any existing germs are killed in the disinfectant which does not contain formaldehyde. It has a high fungicidal, bactericidal and tuberculocidal effect. Skin care additives make it gentle on the hands.

Available in:

1 litre bottle	<b>REF 103801</b>
5 litre canister	<b>REF 103802</b>



## Poliresin®

An odourless polishing agent specially developed for polishing acrylic dentures. Poliresin® is used in the same way as pumice, but smoothes even more effectively and has a 30% longer life span. The acrylic is gently polished due to the unique crystalline structure of Poliresin®. The time required for the subsequent high-lustre polish is greatly reduced.

Available in:

2 kg bag	<b>REF 100320</b>
4 x 2 kg bag	<b>REF 100321</b>
10 kg bag	<b>REF 100323</b>
10 kg carton	<b>REF 100324</b>



## Whiting

**white**

Fine, high-purity polishing material for polishing acrylics, quartz-free.

Available in:

5 kg bag	<b>REF 100390</b>
25 kg bag	<b>REF 100394</b>



## Hinriform 90 x-hard

Kneadable two-component A-silicone with a greatly increased final setting Shore. A hardness of > 90 after 24 hours. Mixing ratio of components A and B: 1 : 1. Very low shrinkage < 0.01%. Optimal working and hardening times according to requirements. Exact reproduction of details. Cuts easily and is resistant to inorganic chemicals. Excellent mechanical properties after hardening.

Available in:

2 x 1,5 kg Hinriform 90 x-hard 1 : 1	<b>REF 793000</b>
2 x 5,0 kg Hinriform 90 x-hard 1 : 1	<b>REF 793001</b>



## Hinritray Upper jaw

Light-curing tray material for fabricating functional trays, custom trays, bite-blocks, registration bite plates and for other uses in the laboratory. Each side must be polymerized for 4 minutes. Supplied in packs of 50 preformed templates for upper and lower arches in pink, blue and transparent.

Available in:

50 blanks, pink	<b>REF 801000</b>
50 blanks, blue	<b>REF 801010</b>
50 blanks, transparent, mint flavoured	<b>REF 801020</b>



## Implantray

- High class presentation of your implant works, reusable
- Clear, coordinated arrangement for the direct use at the dentist's chair
- The logical construction makes the local insertion easier
- Transport protection and model for implant works

Size: 28,5 cm x 18,5 cm x 3,5 cm

Implantray, 1 piece	<b>REF 804000</b>
Implantray, 5 pieces	<b>REF 804001</b>
Implantray, 10 pieces	<b>REF 804002</b>

The pictured instruments are **not** included in the delivery



## CoCr BioStar

BioStar is a precious metal free, chromium cobalt-based alloy for the dental application used in dental milling machines (CAD-CAM). It does not contain any nickel, beryllium or gallium. One of the remarkable features is the high corrosion resistance and biocompatibility. CoCr BioStar is suitable for soldering. Its low hardness allows CoCr BioStar to be easily milled.

CoCr BioStar with shoulder	Ø 98.5 mm, H 08 mm	<b>REF 528200</b>
CoCr BioStar with shoulder	Ø 98.5 mm, H 10 mm	<b>REF 528201</b>
CoCr BioStar with shoulder	Ø 98.5 mm, H 12 mm	<b>REF 528202</b>
CoCr BioStar with shoulder	Ø 98.5 mm, H 13.5 mm	<b>REF 528203</b>
CoCr BioStar with shoulder	Ø 98.5 mm, H 15 mm	<b>REF 528204</b>
CoCr BioStar with shoulder	Ø 98.5 mm, H 18 mm	<b>REF 528205</b>
CoCr BioStar with shoulder	Ø 98.5 mm, H 20 mm	<b>REF 528206</b>
CoCr BioStar with shoulder	Ø 98.5 mm, H 24.5 mm	<b>REF 528207</b>



## TITAN BioStar - available in grade 2, 4 and 5

### TITAN BioStar °2

Biocompatible pure titanium grade 2 milling blank for porcelain fused to metal (PFM) techniques, DIN EN ISO 22674, type 3. Indications range from individual crowns both front and lateral, to bridge frames in frontal and lateral areas with up to three units. Titan BioStar Grade 2 admits easy laser welding and can be fired using all usual porcelain indicated for titanium.

Titan BioStar °2 with shoulder	Ø 98.5 mm, H 08 mm	<b>REF 528220</b>
Titan BioStar °2 with shoulder	Ø 98.5 mm, H 10 mm	<b>REF 528221</b>
Titan BioStar °2 with shoulder	Ø 98.5 mm, H 12 mm	<b>REF 528222</b>
Titan BioStar °2 with shoulder	Ø 98.5 mm, H 13.5 mm	<b>REF 528223</b>
Titan BioStar °2 with shoulder	Ø 98.5 mm, H 15 mm	<b>REF 528224</b>
Titan BioStar °2 with shoulder	Ø 98.5 mm, H 18 mm	<b>REF 528225</b>
Titan BioStar °2 with shoulder	Ø 98.5 mm, H 20 mm	<b>REF 528226</b>

### TITAN BioStar °4

Biocompatible pure titanium grade 4 milling blank for porcelain fused to metal (PFM) techniques, DIN EN ISO 22674, type 4. Titan BioStar °4 features a higher mechanical strength and therefore allows for accordingly dimensioned frame design. Indications range from individual crowns both front and lateral, to bridge frames in frontal and lateral areas with up to three units. Titan BioStar Grade 4 admits easy laser welding and can be fired using all usual porcelain indicated for titanium.

Titan BioStar °4 with shoulder	Ø 98.5 mm, H 08 mm	<b>REF 528220</b>
Titan BioStar °4 with shoulder	Ø 98.5 mm, H 10 mm	<b>REF 528221</b>
Titan BioStar °4 with shoulder	Ø 98.5 mm, H 12 mm	<b>REF 528222</b>
Titan BioStar °4 with shoulder	Ø 98.5 mm, H 13.5 mm	<b>REF 528223</b>
Titan BioStar °4 with shoulder	Ø 98.5 mm, H 15 mm	<b>REF 528224</b>
Titan BioStar °4 with shoulder	Ø 98.5 mm, H 18 mm	<b>REF 528225</b>
Titan BioStar °4 with shoulder	Ø 98.5 mm, H 20 mm	<b>REF 528226</b>

### TITAN BioStar °5

Biocompatible pure titanium grade 5 milling blank for porcelain fused to metal (PFM) techniques, DIN EN ISO 22674, type 4. Indications cover multiple units constructions both in frontal and lateral areas, including milled designs. Titan BioStar Grade 5 allows for easy laser welding and can be fired using all usual porcelain indicated for titanium.

Titan BioStar °5 with shoulder	Ø 98.5 mm, H 08 mm	<b>REF 528260</b>
Titan BioStar °5 with shoulder	Ø 98.5 mm, H 10 mm	<b>REF 528261</b>
Titan BioStar °5 with shoulder	Ø 98.5 mm, H 12 mm	<b>REF 528262</b>
Titan BioStar °5 with shoulder	Ø 98.5 mm, H 13.5 mm	<b>REF 528263</b>
Titan BioStar °5 with shoulder	Ø 98.5 mm, H 15 mm	<b>REF 528264</b>
Titan BioStar °5 with shoulder	Ø 98.5 mm, H 18 mm	<b>REF 528265</b>
Titan BioStar °5 with shoulder	Ø 98.5 mm, H 20 mm	<b>REF 528266</b>







## Wax BioStar

A milling wax disc especially adjusted to the dental CAD/CAM technique. Thereby crowns and bridges can be virtually formed, milled and finally casted the conventional way. The wax is excellently machinable and burns without residue. This results in smooth casted surfaces. These optimized features of the wax give way to even very delicate forms excluding shrinkage or distortion of the milled object. The wax – stable in volume – permits absolutely exact margin finishings and fits. Up to 30 units can be milled out of one disc.

Wax BioStar with shoulder	Ø 98.5 mm, H 14 mm	<b>REF 550028</b>
Wax BioStar with shoulder	Ø 98.5 mm, H 16 mm	<b>REF 550029</b>
Wax BioStar with shoulder	Ø 98.5 mm, H 18 mm	<b>REF 550030</b>



## Polya BioStar PP

Polya BioStar PP is a thermoplastic acrylic milling blank designed for making long-lasting temporary crown and bridge work. Polya BioStar PP can be used in all CAD-CAM machines.

- very high breaking resistance • plaque resistant • high surface density • no toxic agents, benzoyl peroxide free • free of residual monomer (below 0.3 %) • high translucence property • adding of colour shades are no problem • perfect for telescopic crowns • available in 4 different colours

Polya BioStar PP A with shoulder	Ø 98.5 mm, H 20 mm	<b>REF 650030</b>
Polya BioStar PP B with shoulder	Ø 98.5 mm, H 20 mm	<b>REF 650031</b>
Polya BioStar PP B1 with shoulder	Ø 98.5 mm, H 20 mm	<b>REF 650032</b>
Polya BioStar PP C with shoulder	Ø 98.5 mm, H 20 mm	<b>REF 650033</b>



## PMMA BioStar

Dental milling discs based on PMMA (polymethyl methacrylate) which burn out residue-free and are developed for the casting technique. PMMA BioStar is available in 3 different colours (transparent, blue, ivory) and in the sizes of 14 mm and 18 mm (Ø 98.5 mm with shoulder).

PMMA BioStar transparent,	H 14 mm	<b>REF 550050</b>
PMMA BioStar transparent,	H 18 mm	<b>REF 550051</b>
PMMA BioStar blue,	H 14 mm	<b>REF 550054</b>
PMMA BioStar blue,	H 18 mm	<b>REF 550055</b>
PMMA BioStar ivory,	H 14 mm	<b>REF 550058</b>
PMMA BioStar ivory,	H 18 mm	<b>REF 550059</b>



## Hinriplast® BioStar

A special gypsum blank for the use in dental milling machines with an extraordinary edge stability, produced from resin reinforced super hard stone for the milling process of digital impressions. Colour: ivory.

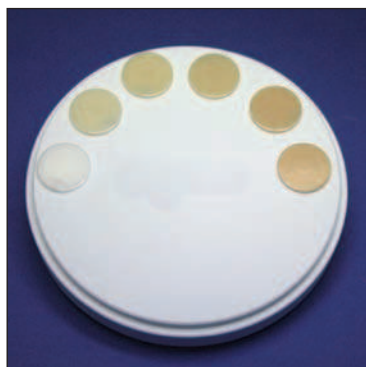
Hinriplast® BioStar, 1 pieces	Ø 98.5 mm, H 30 mm	<b>REF 550041</b>
Hinriplast® BioStar, 10 pieces	Ø 98.5 mm, H 30 mm	<b>REF 550040</b>



## Zirkon BioStar

Zirkon BioStar, Zirkon BioStar Z or Zirkon BioStar Colour are dental blanks (semi-finished products) made of yttrium stabilized, pre-sintered zirconium dioxide for milled production of crowns and bridge frameworks on commercial CAD/CAM systems or hand-operated copy-milling machines with outstanding biocompatibility and high resistance against tension and pressure. Because of the special single cip™ production process (after the uniaxial pressing, every blank will be packed separately and pressed under an isostatic vacuum) we guarantee thru different batches a constant high quality. The pre-sintered blanks are eminently suitable for all open machining and have excellent edge stability. On account of the special production process, extremely constant firing shrinkage is achieved, even over different batches, meaning that in most cases it is not necessary to adjust the enlargement factor on the CAD/CAM unit. Only diamond-charged grinding tools or hard metal tools are to be used for machining. The material types Zirkon BioStar and Zirkon BioStar Z differ regarding the strength value achievable after the final sintering and contain a different amount of aluminium oxide. They differ in the manner of whiteness and translucency and both show a different resistance against hydrothermal aging. Zirkon BioStar Colour is already persistent coloured in the pre-sintered stage.

<sup>1</sup>Zirkon BioStar             $Al_2O_3 = 0,25 \pm 0,10 \text{ wt\%}$   
<sup>2</sup>Zirkon BioStar Z         $Al_2O_3 = 0,25 < 0,1 \text{ wt\%}$



## Zirkon BioStar

Zirkon BioStar is a white zirconium dioxide with a content of aluminium oxide for a better hydro thermal aging. Zirkon BioStar is usable for all common ceramic colour liquids.

## Zirkon BioStar Z

Zirkon BioStar Z is a translucent zirconium dioxide with a lower content of aluminium oxide.

## Zirkon BioStar Colour

Already persistent coloured zirconium dioxide in the pre-sintered stage, produced according the same single cip™ production as Zirkon BioStar. Available in 5 different colours.

- The persistent coloured blanks guarantee a constant and homogenous colour quality.
- Saves a lot of time because there is no colouring and drying process anymore.

Colour orientation compared to the VITA-Colour code:

500 => A1/A2    800 => A3/B3  
 1000 => C2/C3    1333 => A3,5/B4  
 2000 => A4

## Zirkon BioStar HT (high translucent)

Zirkon BioStar HT is a high translucent zirconium dioxide with optimal hydrothermal consistency. This newly developed material allows now also the production of full anatomic frameworks. After the milling process the frameworks can be customised according to the paint brush technique.

## Zirkon BioStar HT Colour

Persistent coloured zirconium dioxide in the presintered stage, available in 5 different colours (100, 200, 500, 800, 1000).



Product description	Colour	REF H 10 mm	REF H 12 mm	REF H 14 mm	REF H 16 mm	REF H 18 mm	REF H 20 mm	REF H 22 mm	REF H 25 mm
Zirkon BioStar with shoulder	white opaque	452001	452002	452003	452004	452005	452006	452007	452008
Zirkon BioStar Z with shoulder	white translucent	452131	452132	452133	452134	452135	452136	452137	452138
Zirkon BioStar Colour with shoulder	500	452051	452052	452053	452054	452055	452056	452057	452058
Zirkon BioStar Colour with shoulder	800	452061	452062	452063	452064	452065	452066	452067	452068
Zirkon BioStar Colour with shoulder	1000	452101	452102	452103	452104	452105	452106	452107	452108
Zirkon BioStar Colour with shoulder	1333	452111	452112	452113	452114	452115	452116	452117	452118
Zirkon BioStar Colour with shoulder	2000	452121	452122	452123	452124	452125	452126	452127	452128
Zirkon BioStar HT with shoulder	high translucent	-	452220	452221	-	452222	-	-	-
Zirkon BioStar HT Colour with shoulder	100	-	-	452611	-	452613	-	-	-
Zirkon BioStar HT Colour with shoulder	200	-	-	452621	-	452623	-	-	-
Zirkon BioStar HT Colour with shoulder	500	-	-	452631	-	452633	-	-	-
Zirkon BioStar HT Colour with shoulder	800	-	-	452641	-	452643	-	-	-
Zirkon BioStar HT Colour with shoulder	1000	-	-	452651	-	452653	-	-	-

Other sizes are on request available.



## Zirkon BioStar S

Pre-sintered blocks made of zirconium dioxide especially for the use with the Sirona inLab® und inLab® MCXL system.\*

- available in 3 different colours (white opaque, Colour 500, Colour 1000)
- the necessary system code (Z-Code) will be delivered for every batch

\*Sirona inLab® and inLab® MCXL system is a registered trademark of the manufacturer.

Product description	Colour	REF Block 21 x 15 x 15.5 mm Set à 10 pieces	REF Block 21 x 19 x 15.5 mm Set à 10 pieces	REF 40 x 15 x 14 mm Set à 10 pieces	REF 40 x 19 x 15.5 mm Set à 10 pieces	REF 55 x 19 x 15,5 mm piece	REF 65 x 25 x 22 mm piece	REF 85 x 40 x 22 mm piece
Zirkon BioStar S	white	452401	452402	452403	452404	452407	452405	452406
Zirkon BioStar S	Colour 500	452410	452411	452412	452413	-	452414	452415
Zirkon BioStar S	Colour 1000	452420	452421	452422	452423	-	452424	452425




## Zirkon BioStar Pre Polisher

Silicon-based polishing burs for milled zirconium structures **previous to sintering**. The zirconium structures can be polished and trimmed easily due to its still soft condition. Margens can be smoothed and pontics shaped. Zirkon BioStar Prepolishers are free of colour pigments which avoids unwanted staining. Due to their soft silicone bonding, they are especially adequate for the also soft consistency of the structures and adapt perfectly to the objects.

**Applications:** **Dark grey = 1. grade:** Cutting, stripping and shaping  
**Light grey = 2. grade:** High gloss polish

Zirkon BioStar Pre Polisher KG, fine, 10 pieces	<b>REF 452803</b>
Zirkon BioStar Pre Polisher KG, medium, 10 pieces	<b>REF 452801</b>
Zirkon BioStar Pre Polisher RD, fine, 10 pieces	<b>REF 452802</b>
Zirkon BioStar Pre Polisher RD, medium, 10 pieces	<b>REF 452800</b>



## Zirkon BioStar Polisher

Diamond-based polishing system **for burnishing sintered zirconium and alumina**. The chosen diamond grane allows for a gentle treatment of the frames with minimal heat development, resulting in excellent polishing effects.

**Applications:** **Blueish grey = coarse:** Cutting, stripping and shaping  
**Blue = medium:** Burnishing  
**Grey = fine:** High gloss polish

**Zirkon BioStar Polisher Set** **REF 452840**

Contains:  
 1 Zirkon BioStar Polisher LS fine, 1 Zirkon BioStar Polisher FL fine,  
 1 Zirkon BioStar Polisher RD fine,  
 1 Zirkon BioStar Polisher LS medium, 1 Zirkon BioStar Polisher FL medium,  
 1 Zirkon BioStar Polisher RD medium,  
 1 Zirkon BioStar Polisher FL course, 1 Zirkon BioStar Polisher RD course,  
 1 Zirkon BioStar Polisher WZ course



Also available in separate packs (3 pieces of each):

Zirkon BioStar Polisher LS, fine, 3 pieces	<b>REF 452810</b>
Zirkon BioStar Polisher FL, fine, 3 pieces	<b>REF 452811</b>
Zirkon BioStar Polisher RD, fine, 3 pieces	<b>REF 452812</b>
Zirkon BioStar Polisher LS, medium, 3 pieces	<b>REF 452820</b>
Zirkon BioStar Polisher FL, medium, 3 pieces	<b>REF 452821</b>
Zirkon BioStar Polisher RD, medium, 3 pieces	<b>REF 452822</b>
Zirkon BioStar Polisher FL, course, 3 pieces	<b>REF 452830</b>
Zirkon BioStar Polisher RD, course, 3 pieces	<b>REF 452831</b>
Zirkon BioStar Polisher WZ, course, 3 pieces	<b>REF 452832</b>





## HinriScan-Wax

ivory

Scannable modelling wax

Used in blocking out cavities and closing saw cuts prior to scanning. For all CAD-CAM systems (white light and laser scan). Compatible with CAM-Stone N, as no additional spray/powder is needed when using HinriScan Wax. For optimum scan and fit.

Available in:

60 g can

REF 720010



## HinriScan varnish

ivory

Scannable non-reflecting varnish for all dental gypsum

Anti-reflex liquid for all CAD-CAM systems. Smooths surfaces to be scanned. For extra-oral laboratory use only. Laser-opaque, washes off. Use HinriScan thinner for thinning suitable for all dental gypsum.

Available in:

HinriScan varnish, 20 ml bottle with brush

REF 720001

HinriScan thinner, 20 ml bottle

REF 720002



## HinriScan-Spray

white

2 scannable sprays

Extra-fine atomiser for ultra fine spray film, ensures finest edge presentation. Homogeneous spray condition with very smooth surfaces. Easy to clean with water steam.

**Extra:** suitable for all CAD-CAM systems · for the direct interoral application to the preparation · also usable for all dental gypsum (extraoral)

**Standard:** suitable for all CAD-CAM systems · for the direct application to gypsum model

Available in:

50 ml can HinriScan-Spray **Extra**

REF 720020

50 ml can HinriScan-Spray **Standard**

REF 720021



## CAM-Stone N

for optoelectronic systems

powdering stone models is unnecessary with CAM-Stone N. This special model stone was developed for optoelectronic scanning. It prevents interference from reflections in defined frequency

ranges. The quick setting time allows treatment to be completed in one chairside appointment. CAM-Stone N reproduces details exactly, has edge stability and is sharply defined.

**reddish brown, ivory**

for closer information see page 20.



## HINRICHS tooth collection - made of gypsum



### „Ecki“

delivered in a high quality  
present box  
Height: 13.5 cm

**REF 903030**



### „Mike“

delivered in a high quality  
present box  
Height: 14 cm

**REF 903034**



### „Backi“

delivered in a high quality  
present box  
Height: 12 cm

**REF 903031**



### „Manni“

delivered in a high quality  
present box  
Height: 13.5 cm

**REF 903032**



### „Rudi“

delivered in a high quality  
present box  
Height: 14 cm

**REF 903033**



**„Angi“**

delivered in a high quality  
present box

Height: 13 cm

**REF 903035**



**„Clement“**

delivered in a high quality  
present box

Height: 11 cm

**REF 903036**



**„Mick“**

delivered in a high quality  
present box

Height: 11.5 cm

**REF 903037**



**„Marylin“**

delivered in a high quality  
present box

Height: 12 cm

**REF 903038**





## Book worm

REF 903000  
Height: 6 cm



## Dipstick

REF 903003  
Height: 17 cm



## Angel

REF 903010  
Height: 5 cm



## Bottom with ears


female  
big REF 903020, Height: 8 cm  
small REF 903021, Height: 3 cm  
male  
big REF 903022, Height: 8 cm  
small REF 903023, Height: 3 cm



## Ratfink

REF 903002  
Height: 6 cm





## The 10 gypsum rules

Order free of charge "The 10 Gypsum Rules of ERNST HINRICHS" as DIN A 2 poster for to the assistance when working with dental gypsum.

Din A 2 poster, gratis

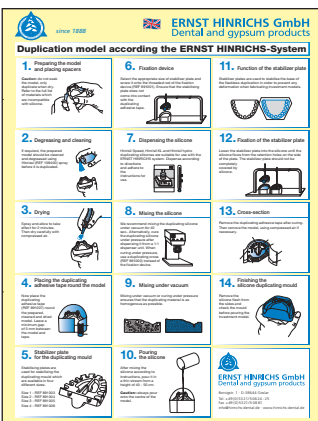
REF 902035



## The correct creation of gypsum models

Handbook, 32 pages

REF 902022




## Poster duplicating technique

Each stage of the HINRICHS flaskless duplicating technique is illustrated and described in detail.

DIN A 4 poster, gratis

REF 902033



## Poster investing technique

Each stage of the HINRICHS system investment model fabrication technique is illustrated and described in detail.

DIN A 4 poster, gratis

REF 902034

# Contact

## Management

### Christian Rehse

Phone +49 (0) 05321 - 50624

christian.rehse@hinrichs-dental.de

### Markus Rehse

Phone +49 (0) 05321 - 50624

markus.rehse@hinrichs-dental.de

---

## Technical Department

### Stefan Tiehe

Phone +49 (0) 05321 - 50624

stefan.tiehe@hinrichs-dental.de

### Andreas Müller

Phone +49 (0) 05321 - 50624

andreas.mueller@hinrichs-dental.de

---

## Export

### Erika Rohmann

Phone +49 (0) 05321 - 3519040

erika.rohmann@hinrichs-dental.de

### Claudia Haupt

Phone +49 (0) 05321 - 3519040

claudia.haupt@hinrichs-dental.de

### Corrina Ball

Phone +49 (0) 05321 - 3519040

corrina.ball@hinrichs-dental.de

---

## Accounting Department

### Elke Freutel

Phone +49 (0) 05321 - 3519043

elke.freutel@hinrichs-dental.de

---

## Fax

**+49 (0) 05321 - 50881**





<b>Abrasives</b>	43-44	<b>GipEx Tabs</b>	26	Hinrizit® E	16	Pumice disinfectant	44
Adhesive		Glass beads	43	Hinrizit® Speed	14	Pumice powder	44
duplication tape	33	Gypsum bonded investment	34	History	3	Pump spray bottle	28
Alamo	12	Gypsum gloss	25	<b>Implantray</b>	45	<b>Quality control</b>	4
Alamo S	13	Gypsum knife	28	Impression plaster	10	<b>Ratfink</b>	54
Alloys	39	Gypsum rules	8-9, 55	Investments	34-35	Rudi	52
Aluminium gypsum scoop	28	<b>Hard stone type 3</b>	17	Investment accessoires	36-38	<b>Setting accelerator</b>	25
Aluminium Oxide	43	Hinri-Alloy CB	39	<b>Japan</b>	19	Setting retarder	25
Angel	54	Hinri-Alloy CoCr	39	<b>Laborit®</b>	15	SH 074	19
Articulation plaster	11	Hinri-Alloy N	39	L 36®	34	Silicone sleeves Ceram	38
Angi	53	HinriDie	22	Literature	55	Silicone sleeves, model form	36
<b>Backi</b>	51	HinriDon	41	<b>Manni</b>	52	Soldering compound	34
Base former	24	Hinridur®	14	Marylin	53	Sprue former	37
Base plates	23	Hinridur® S	14	Measuring cylinder	28	Stabilizer	32
Base stone	21	Hinriform 90 x-hard	45	Mick	53	Starter set gel	42
Base stone FL	21	Hinrigel	30	Mike	52	Starter set	
Book worm	54	Hinriplast® BioStar	47	Mixing spatula	28	c&b-technique	38
Bottom with ears	54	Hinriplast® N	17	Model fabrication	24	Starter set	
<b>CAM-Stone N</b>	20, 51	HinriPress®	40	Model plaster	11-13	partial frameworks	38
CoCr BioStar	46	HinriPress® Bonding	41	Model-shaped base plate	34	Starter set silicone	42
Clement	53	HinriPress® flask S	42	Model system	25	Sterile pumice paste	43
Contact	56	HinriPress® flask G	42	Mounting Stone	11	Storage	5
<b>Die Keen</b>	22	HinriPress® Vario	40	<b>Neutralgin</b>	27	Super hard stone type 4	17-21
Die Stone	19	HinriPress® Veins	41	Nice from gypsum	52	Super hard stone type 5	22
Dipstick	54	HinriScan-Spray	51	Non Plus Ultra	12	Surfactant debubbler	28
Dispensing pump	33	HinriScan varnish	51	Notes	57	<b>Tooth figures</b>	52-53
Disposable plungers	37	HinriScan-Wax	51	<b>Ortho Plaster</b>	16	Thermal	34
Disposable ring tape	36	Hinrisep G	27	<b>Phosphate bonded investment</b>	32	TITAN BioStar	46
Dr. Kühns®	10	Hinrisep K	27	Plungers	37	Tru Stone	20
Duplicating cross	32	Hinrisep W	27	PMMA BioStar	47	<b>Velox®</b>	12
Duplicating gel	30	Hinrisid	28	Poliresin®	44	<b>Water dispenser WD 1</b>	24
Duplicating materials	29-30	Hinrisil®	29	Polishing agents	43-44	Wax adhesive	34
Duplicating tape	33	Hinrisil® hydro	30	Polya Biostar PP	47	Wax BioStar	46
<b>Ecki</b>	52	Hinrisil® KL	29	Poster 10 gypsum rules	55	Whiting	44
Economical duplicating flasks	33	Hinrisil® Speed	30	Poster duplicating technique	55	<b>Zirkon BioStar</b>	47-49
Ehodit	13	Hinrisol	27	Poster investing technique	55	Zirkon BioStar Polisher	50
EN ISO 6873	6	Hinristone® 20/22/24	17	Production	4	Zirkon BioStar Pre Polisher	50
EN ISO 14356	29	Hinristone® E	22	Profident 2010	23		
<b>Fax order</b>	59	Hinristone® Speed	17				
Fixation device	32	Hinritray	45				
<b>GipEx gypsum remover</b>	26	Hinrivest® CoCr	35				
		Hinrivest® G	34				
		Hinrivest® KB	35				
		Hinrivest® Liquid	35				
		Hinrivest® SG	35				
		Hinrizit®	14				



**ERNST HINRICHS GmbH**

Borsigstraße 1

DE-38644 Goslar · Germany

Telefon +49 (0) 53 21/5 06 24 - 25

Telefax +49 (0) 53 21/5 08 81

info@hinrichs-dental.de

www.hinrichs-dental.de



**125** years  
Innovation, Quality & Reliability  
**ERNST HINRICHS**