

# True Value for *Your* Practice

Esteemed Partner,

We cordially welcome you to the Product Catalogue. Like many companies, we are always looking for where we can make our services to you more efficient and effective, while at the same time become a little greener. For the very first time, we are taking the path to produce an online catalogue. This means that our product information will be available as searchable web-based and printable PDF versions on our company website: [www.kerrdental.eu](http://www.kerrdental.eu). By taking the product catalogue online we are now able to update it as soon as product updates or launches happen and, ultimately, more often than in the past, thus remaining current at all times. A further bonus is in being able to link product-relevant information and clinical studies from the online product catalogue. Last but not least, all product information is readily available to all sales representatives everywhere a net connection is available: no need for heavy books to be carried!



Closely aligned with the Kerr company promise, 'Your practice is our inspiration', this catalogue now includes our most recently launched innovative products such as **SonicFill bulk fill** composite system and **Herculite XRV Ultra** composite, optimum solutions with the combination of **NX3 & XTR** for indirect restoration in a total dark cure scenario; our gold standard bonding agents such as **OptiBond FL** and **OptiBond XTR**, improved cherished products such as **MetaFix Matrices** and the **Compothixo** modelling and sculpting instrument and the extension of the **Cleanic Prophy paste range** to include a **Cleanic Fluoride-free paste** as well as **Cleanic Light** – without flavourings and additives.

Throughout the world, Kerr plays a major role in many dental procedures. Our primary range of dental consumables: filling materials, gold standard bonding agents, impression materials and cements, highly esteemed accessories for filling materials, prevention & hygiene, x-ray or laboratory products is central to being able to offer you a complete system for your dental workflow. What sets Kerr apart as a leading manufacturer is our unwavering commitment to innovation. Our breakthroughs in composites, bonding agents, impression materials, cements, and restorative accessories have contributed in defining modern dentistry. Kerr's rich portfolio of product lines and programmes reflects our commitment to listening to, understanding, and meeting the needs of our Customers.

And this we have been doing for over 120 years. The Kerr Corporation has secured a reputation as one of the most trusted names in premier dental consumables. Kerr manufactures a comprehensive line of products used in virtually all types of dental restorative procedures. Our sales force works closely with a network of distributors to provide technical training and support to customers worldwide. The company's business philosophy is simple: only by listening closely to the dental professional can we develop the products and strategies that will ensure we offer the best service to our Customers.

The entire European Sales Team and I are at your disposal to help you with any further information on our products, or in providing solutions for your daily practice. As always, your practice is our inspiration.

Yours sincerely,

**Luigi Lunetta**  
Europe Marketing Director

# Area Directors



**Luigi Lunetta**  
Middle East & Africa  
Sales Director Professional Consumables  
Luigi.Lunetta@kerrhawe.com  
+41 91 610 05 05



**Patrick Corey**  
North and Central Europe  
Sales Director Professional Consumables  
Patrick.Corey@kerrhawe.com  
+41 91 610 06 27

# Country Managers



**Sylvia Stockmaier**  
Country Manager Professional  
Consumables Switzerland  
Sylvia.Stockmaier@kerrhawe.com  
+41 52 533 12 25



**Claudio Massoli**  
Country Manager Kerr UK & Ireland  
Claudio.Massoli@kerrhawe.com  
+44 1733 89 22 92



**Dominique Dufour**  
Country Manager Professional  
Consumables France  
Dominique.Dufour@kerrhawe.com  
+33 148 90 77 77



**Egidio Luchini**  
Country Manager Professional  
Consumables Italy  
Egidio.Luchini@kerrhawe.com  
+39 081 850 83 27



**Martina Maier-Kick**  
Country Manager Kerr Germany & Austria  
Martina.Maier-Kick@kerrhawe.com  
+49 7222 968 970



**Angel Martinez**  
Country Manager Kerr Iberia (Spain & Portugal)  
Angel.Martinez@kerrhawe.com  
+34 93 245 29 82



**Pierre Valle**  
Country Manager Professional  
Consumables Benelux  
Pierre.Valle@kerrhawe.com  
Sales contact Dutch: +32 490 42 50 62  
Sales contact French: +32 491 25 43 38



**Bo Svenler**  
Country Manager Professional  
Consumables Nordic & Baltic  
Bo.Svenler@kerrhawe.com  
+46 140 68 734



**Luis Teixeira**  
Sales Manager International  
Luis.Teixeira@KerrHawe.com  
+41 91 610 05 97

# Area Directors


**Emanuele Brunetti**

Eastern Europe  
Sales Director Professional Consumables  
Emanuele.Brunetti@kerrhawe.com  
+ 41 91 610 06 77

# Country Managers


**Cristi Moldovan**

Eastern Europe Cluster Manager  
Professional Consumables  
Cristi.Moldovan@sybrondental.com  
+40 725 910 853


**Andrey Shavyrin**

Country Manager Professional  
Consumables Russia & CIS  
Andrey.Shavyrin@kerrhawe.com  
+7 495 7 97 64 54


**Adela Jucan**

Country Manager Professional  
Consumables Romania  
Adela.Jucan@spofadental.com  
+40 213 154 549


**Herta Pivarcsik**

Country Manager Professional  
Consumables Balkan Area  
Herta.Pivarcsik@kerrhawe.com  
+36 13 83 38 61


**Kristina Sokur**

Country Manager Professional  
Consumables Ukraine  
Kristina.Sokur@spofadental.com  
+38 044 286 49 12


**Maria Krockova**

Country Manager Professional  
Consumables Slovakia  
Maria.Krockova@spofadental.com  
+42 12502 30 465


**Kamila Wojtulewska**

Country Manager Professional  
Consumables Poland  
Kamila.Wojtulewska@kerrhawe.com  
+48 226 544 006


**Laszlo Bulla**

Country Manager Professional  
Consumables Hungary  
Laszlo.Bulla@kerrhawe.com  
+36 1 468 2406


**Krasimira Mitikova**

Country Manager Professional  
Consumables Bulgaria  
Krasimira.Mitikova@spofadental.com  
+359 2 944 8832


**Ondrej Topinka**

Country Manager Professional  
Consumables Czech Republic  
Ondrej.Topinka@kerrhawe.com  
+42 0493 58 32 40

# Just One Step for Bulk Filling A Giant Step for Dental Technology!

SonicFill is the only sonic-activated, single-step bulk filling system that enables you to go from placement to a polished restoration in less than 3 minutes. The change in viscosity allows perfect adaptation with optimal results and without loss of quality.

Over 2,000,000 SonicFill tips have been sold and thousands of dentists are already using SonicFill every day in their practice. Kerr and KaVo innovating the way that dentist do posterior composite restorations!

Go to [www.sonicfill.eu](http://www.sonicfill.eu) and see SonicFill in practice.

Or request a demonstration and join the revolution today!

## SonicFill™



<b>1</b>	<b>IMPRESSION MATERIALS</b>	<b>1.1</b>
	Alginate Impression Material	1.2
	Alginate Alternative Material	1.2
	Addition Silicones	1.3
	Accessories	1.5
	Trays	1.7
	Rubber Base	1.7
	Thermoplastic Impression Compound	1.7
	Functional Impression	1.8
	Bite Registration	1.8
	Waxes	1.9
<b>2</b>	<b>TEMPORARY CROWN AND BRIDGE MATERIALS</b>	<b>2.1</b>
	Temporary Cements	2.2
	Rotary Instrument for Removal of Temporary Cements	2.3
	Temporary Crown and Bridge Materials	2.4
<b>3</b>	<b>FILLING MATERIALS</b>	<b>3.1</b>
	Adhesive and Etching Materials	3.4
	Composites	3.7
	Cements and Liners	3.25
	Core Build Ups	3.28
	Alloys	3.28
<b>4</b>	<b>ACCESSORIES FOR FILLING MATERIALS</b>	<b>4.1</b>
	Super Tray	4.2
	Matrices – Anterior and Cervical	4.3
	Matrices – Posterior	4.5
	Wedges	4.13
	Composite Restorative Systems	4.15
	Amalgam Accessories	4.18
	Excavator	4.19
	Sundries	4.20

<b>5</b>	<b>CURING LIGHTS</b>	<b>5.1</b>
	Halogen Curing Lights	5.2
	Accessories for Curing Lights	5.2
	L.E.D. Curing Lights	5.3
	Light Guides	5.6
	Radiometers	5.6
<b>6</b>	<b>FINISHING AND POLISHING</b>	<b>6.1</b>
	Discs	6.4
	Strips	6.5
	Brushes	6.6
	Polishers – Composite	6.7
	Polishers – Ceramics	6.11
	Polishers – Amalgam	6.12
<b>7</b>	<b>ORAL PROPHYLAXIS</b>	<b>7.1</b>
	Cleaning and Polishing Pastes	7.2
	Cleaning and Polishing Accessories	7.5
	Instruments	7.8
	Sundries	7.10
<b>8</b>	<b>X - R A Y S</b>	<b>8.1</b>
	X-Ray Film and Phosphor Plate Holders	8.3
	X-Ray Sensor Holders for Direct Digital Imaging	8.6
	X-Ray Centring Devices	8.10
	X-Ray Centring Rings	8.10

<b>9</b>	<b>I N F E C T I O N   C O N T R O L   A N D   D I S P O S A B L E S</b>	<b>9.1</b>
	Sterile Examination Instruments	9.2
	Barriers	9.3
	Disposable Air/Water Syringe Tips	9.8
	Traps	9.9
	Disinfectants	9.11

<b>10</b>	<b>L A B</b>	<b>10.1</b>
	Dental Stones	10.2
	Premise Indirect	10.5
	Acrylic/Composite staining effects	10.10
	belle de st claire Model & Die Preparation	10.12
	belle de st claire Die Spacers, Sealers & Hardeners	10.13
	belle de st claire Waxing Accessories	10.15
	belle de st claire Waxes	10.17
	belle de st claire Electronic Waxing	10.19
	belle de st claire SPRUING	10.20
	belle de st claire casting	10.22
	belle de st claire Porcelain Accessories	10.23
	Custom Trays	10.23
	Kerr Lab liquids	10.24
	Plasterless Articulator	10.25
	Temporary Crowns	10.26
	Functional Impression	10.26
	Kerr Lab Waxes	10.26
	Thermoplastic Impression Compound	10.28
	Flask Liner	10.28
	Trimming And Polishing	10.29

**1 IMPRESSION MATERIALS**

<b>Alginate Impression Material</b>	<b>1.2</b>
Take 1 Alginate	1.2
<b>Alginate Alternative Material</b>	<b>1.2</b>
AlgiNot FS	1.2
<b>Addition Silicones</b>	<b>1.3</b>
Extrude	1.3
Take 1 Advanced	1.4
<b>Accessories</b>	<b>1.5</b>
Volume™ Machine by Renfert	1.5
Accessories for AlgiNot, Extrude, Take 1 Advanced	1.5
V.P.S. Adhesive	1.5
Mixing Pads	1.6
Solitime	1.6
Free Flo Syringe	1.6
Flexible Clearance Tabs	1.6
<b>Trays</b>	<b>1.7</b>
Kwik Tray	1.7
<b>Rubber Base</b>	<b>1.7</b>
Permlastic	1.7
<b>Thermoplastic Impression Compound</b>	<b>1.7</b>
Impression Compound	1.7
<b>Functional Impression</b>	<b>1.8</b>
F.I.T.T.	1.8
Luralite Impression Paste	1.8
<b>Bite Registration</b>	<b>1.8</b>
Occlusal Indicator Wax	1.8
Take 1 Advanced Bite Registration	1.8
<b>Waxes</b>	<b>1.9</b>
Blue Inlay Casting Wax	1.9
Sticky Wax	1.9
Boxing Wax	1.9
Orthodontic Tray Wax	1.9
Disclosing Wax	1.9

**2 TEMPORARY CROWNS AND BRIDGES MATERIALS**

<b>Temporary Cements</b>	<b>2.2</b>
Temp-Bond	2.2
Temp-Bond NE	2.2
TempBond and TempBond NE Unidose	2.2
TempBond and TempBond NE Automix Syringe	2.2
TempBond Clear with Triclosan Automix Syringe	2.2
TempBond Accessories	2.2
<b>Rotary Instrument for Removal of Temporary Cement</b>	<b>2.3</b>
OptiClean	2.3
<b>Temporary Crown and Bridge Material</b>	<b>2.4</b>
Fill-In	2.4
Tempphase	2.5

**3 FILLING MATERIALS**

<b>Adhesives and Etching Materials</b>	<b>3.4</b>
Gel Etchant	3.4
OptiBond FL	3.4
OptiBond Solo Plus	3.5
OptiBond XTR	3.5
OptiBond All-In-One	3.6
<b>Composites</b>	<b>3.7</b>
Vertise Flow	3.7
SonicFill System	3.7
Premise	3.11
Premise Flowable	3.13
Herculite XRV Ultra	3.14
Herculite XRV Ultra Aesthetic Kit	3.14
Herculite XRV	3.17
Herculite XRV Unidose	3.18
Kolor + Plus Resin Colour Modifier	3.19
Point4	3.20
Revolution Formula 2	3.22
<b>Cements and Liners</b>	<b>3.25</b>
Cavalite	3.25
Life	3.25
Maxcem Elite	3.24
NX3	3.25
<b>Core build ups</b>	<b>3.28</b>
CoreRestore2	3.28
<b>Alloys</b>	<b>3.28</b>
Contour	3.28
Tytin	3.27
Tytin FC (Firm Condensation)	3.27
Amalgamator SDS Kerr 4000	3.27
Construct	3.28

**4 ACCESSORIES FOR FILLING MATERIALS**

<b>Super Tray</b>	<b>4.2</b>
<b>Matrices – Anterior and Cervical</b>	<b>4.3</b>
Hawe Transparent Cervical Matrices	4.3
Hawe Metal Cervical Matrices	4.3
Hawe Transparent Strips	4.3
Hawe Stopstrip	4.4
Hawe Striproll Blue and Transparent Range	4.4
Hawe Adapt Transparent Strips	4.4
<b>Matrices – Posterior</b>	<b>4.5</b>
Hawe Adapt Sectional Matrix System Blue and Transparent Range	4.5
Lucifix Matrices Blue and Transparent Range	4.6
SuperMat	4.7
Hawe Steel Matrices Matrice Bands	4.7
Hawe Adapt Matrices	4.8
Hawe Contoured Matrices	4.8
Hawe Matrices Micro Thin	4.9
Hawe Matrices Super Thin	4.9
Hawe Premolar and Molar Matrices Blue and Transparent Range	4.9
Hawe Titanium Matrices	4.10
Hawe Tofflemire Matrices	4.10
Hawe Tofflemire Contoured Matrices	4.10
Matrix Retainer	4.11
MetaFix	4.12

<b>Wedges</b>	<b>4.13</b>
Adapt Luciwedges	4.13
Luciwedges Classic	4.14
Hawe Sycamore Interdental Wedges	4.14
<b>Composite Restorative Systems</b>	<b>4.15</b>
Compothixo	4.15
CompoRoller	4.16
Composite Instruments	4.17
Composite-Gun	4.17
Composite Unidose Gun Dispenser	4.17
Application System	4.18
<b>Amalgam Accessories</b>	<b>4.18</b>
Amalgam Guns	4.18
<b>Excavator</b>	<b>4.19</b>
Neos Vanadium Excavators	4.19
<b>Sundries</b>	<b>4.20</b>
OptiDam	4.20
SoftClamp – Universal Rubber Dam Clamp	4.21
Fixafloss – The New Fixation of Rubber Dams	4.21
Mixing Pads	4.22
Cure-Shield	4.22
Mirror Spray	4.22
Mouth Mirrors	4.22

**5 CURING LIGHTS**

<b>Halogen Curing Lights</b>	<b>5.2</b>
Optilux 501	5.2
<b>Accessories for Curing Lights</b>	<b>5.2</b>
<b>L.E.D. Curing Lights</b>	<b>5.3</b>
Demi Ultra	5.3
Demi Plus	5.5
<b>Light Guides</b>	<b>5.6</b>
<b>Radiometers</b>	<b>5.6</b>
L.E.D. Radiometer	5.6



**6 FINISHING AND POLISHING**

<b>Table Surface</b>	<b>6.2</b>
<b>Discs</b>	<b>6.4</b>
OptiDisc	6.4
<b>Strips</b>	<b>6.5</b>
OptiStrip	6.5
Hawe Finishing and Polishing Strips	6.5
Hawe Diamond Strips	6.5
<b>Brushes</b>	<b>6.6</b>
Occlubrush	6.6
OptiShine	6.6
<b>Polishers – Composite</b>	<b>6.7</b>
Opti1Step Polisher	6.7
HiLuster <sup>PLUS</sup> Polishing System	6.8
Identoflex Composite Polishers	6.9
Identoflex Diamond Composite Polishers	6.10
Minidentoflex Composite Polishers	6.10
<b>Polishers – Ceramics</b>	<b>6.11</b>
Identoflex Porcelain/Ceramics NG	6.11
Identoflex Diamond Ceramic Polishers	6.11
<b>Polishers – Amalgam</b>	<b>6.12</b>
AABA-Dental Universal	6.12
Identoflex Gold/Amalgam/Precious Metal Alloys	6.12

**7 ORAL PROPHYLAXIS**

<b>Cleaning and Polishing Pastes</b>	<b>7.2</b>
Cleanic in Jar and Single Doses	7.2
Cleanic in Tube	7.3
CleanPolish and SuperPolish	7.3
Tri-Fluor-O-Clean	7.4
Hawe Implant Paste	7.4
<b>Cleaning and Polishing Accessories</b>	<b>7.5</b>
Hawe Miniature Tooth Cleaning and Polishing Brushes	7.5
Pro-Brush	7.5
Pasteless Prophy	7.5
Prophy-Polishers without Fluoride	7.5
Pro-Cup	7.6
Pro-Cup Junior	7.6
Hawe Prophy Cup and Brush Program	7.6
<b>Instruments</b>	<b>7.8</b>
Click-Probe	7.8
Implant Deplaquers	7.8
Irrigation Probe	7.9
Perio-Probe	7.9
Perio Soft-Scaler	7.9
<b>Sundries</b>	<b>7.10</b>
OptiView	7.10
Discovery Trays	7.10

**8 X-RAYS**

<b>Table X-Ray Holders</b>	<b>8.2</b>
<b>X-Ray Film and Phosphor Plate Holders</b>	<b>8.3</b>
Endo-Bite	8.5
Kwik-Bite	8.3
Paro-Bite	8.5
Super-Bite	8.4
<b>X-Ray Sensor Holders for Direct Digital Imaging</b>	<b>8.6</b>
X-Ray Sensor Holders	8.6
Endo-Bite Senso	8.9
Kwik-Bite Senso	8.7
Super-Bite Senso	8.8
<b>X-Ray Centring Devices</b>	<b>8.10</b>
Hawe X-Ray Centring Devices for Film Holders, Phosphor Plate Holders and Sensor Holders	8.10
<b>X-Ray Centring Rings</b>	<b>8.10</b>

**9 INFECTION CONTROL AND DISPOSABLES**

<b>Sterile Examination Instruments</b>	<b>9.2</b>
Oral Examination Kit (50)	9.2
Periodontal Examination Kit (50)	9.2
Sterile Dental Examination Mirror (50)	9.2
Sterile Periodontal Probe-double-ended WHO (50)	9.2
Sterile Tweezers (50)	9.2
Sterile Dental Mirror, Periodontal Probe & Tweezers Kit (50)	9.2
<b>Barriers</b>	<b>9.3</b>
Chair Sleeve	9.3
No-Slip Chair Sleeve	9.3
Headrest Cover	9.3
Syringe Sleeve	9.4
Tray Sleeve	9.4
X-Ray Sleeve	9.4
HP Sleeve	9.5
Cure Sleeve Handle Cover	9.5
Cure Sleeve	9.5
Vision Saver	9.5
Light Sleeve, "L" style	9.6
Light Sleeve, "T" style	9.6
Impression Gun Cover	9.6
Tube Sleeve	9.6
Sensor Covers	9.6
Cover-All	9.7
Side Shields	9.7
<b>Disposable Air/Water Syringe Tips</b>	<b>9.8</b>
Seal-Tight Disposable Air/Water Syringe Tips	9.8
Seal-Tight Adapter	9.8
<b>Traps</b>	<b>9.9</b>
Dispos-a-Trap	9.9
Slip-Nots	9.10
Glove Dispensers	9.10
Pen Sleeve	9.11
Dispens-it-All	9.11
<b>Disinfectants</b>	<b>9.11</b>
CaviCide	9.11
EmPower Fragrance Free	9.11

<b>10 LAB</b>			
<b>Dental Stones</b>	<b>10.2</b>	<b>belle de st claire Electronic Waxing</b>	<b>10.19</b>
Vel-Mix Crown and bridge die stone - Type 4	10.3	Ultra-Waxer 2	10.19
Suprastone Ultra hard die stone - Type 4	10.3	Ultra-Waxer 2 Ultra-Spatula	10.19
Snow White Plaster – No. 2	10.3	<b>belle de st claire Spruing</b>	<b>10.20</b>
Pastel Rock Die stone - Type 4	10.4	Quik Sprues	10.20
Orthodontic Model Mix Stone - Type 2	10.4	Stick-Tite Sprues	10.21
HydrockDenture model stone - Type 3	10.4	Ready Sprues	10.21
<b>Premise Indirect</b>	<b>10.5</b>	<b>belle de st claire Casting</b>	<b>10.22</b>
Premise Indirect Master System	10.5	bellecast Ovals	10.22
Premise Indirect Master Refill Kit	10.5	Stainless Steel Ovals	10.22
Premise Indirect Intro System	10.7	<b>belle de st claire Porcelain Accessories</b>	<b>10.23</b>
Premise Indirect Intro Refill Kit	10.7	Porcelain Sculpturing Instruments	10.23
Premise Indirect Curing Oven	10.7	<b>Custom Trays</b>	<b>10.23</b>
Premise Indirect Teklite Parts	10.7	Formatray	10.23
Premise Primary Dentin	10.8	<b>Kerr Lab Liquids</b>	<b>10.24</b>
Premise Facial Dentin	10.8	Debubblizer	10.24
Premise Incisal	10.9	Microfilm	10.24
Cervical	10.9	Solitrine	10.24
<b>Acrylic/Composite Staining Effects</b>	<b>10.10</b>	Super Sep	10.24
Kolor + Plus Resin Colour Modifier	10.10	Vacufilm	10.24
Premise Indirect Solutions	10.10	<b>Plasterless Articulator</b>	<b>10.25</b>
Premise Indirect Accessories	10.11	Galetti Articulator	10.25
Construct	10.11	<b>Temporary Crowns</b>	<b>10.26</b>
NX3	10.11	Tab 2000	10.26
<b>belle de st claire Model &amp; Die Preparation</b>	<b>10.12</b>	<b>Functional Impression</b>	<b>10.26</b>
Flexible Clearance Guide	10.12	F.I.T.T.	10.26
Flexible Clearance Tabs	10.12	<b>Kerr Lab Waxes</b>	<b>10.26</b>
Margin Liners	10.12	Blue Inlay Casting Wax	10.26
Margin Carver	10.12	Boxing Wax	10.26
Carbide Margin Trimming Bur	10.12	Occlusal Indicator Wax	10.27
<b>belle de st claire Die Spacers, Sealers &amp; Hardeners</b>	<b>10.13</b>	Orthodontic Tray Wax	10.27
Die Spacers, Die Sealers, Die Hardeners	10.13	Sticky Wax	10.27
Die Spacers Technique	10.14	Disclosing Wax	10.27
<b>belle de st claire Waxing Accessories</b>	<b>10.15</b>	<b>Thermoplastic Impression Compound</b>	<b>10.28</b>
Wax Sculpturing Instruments	10.15	Impression Compound	10.28
Smoothy-Flameless Wax Finisher	10.16	<b>Flask Liner</b>	<b>10.28</b>
<b>belle de st claire Waxes</b>	<b>10.17</b>	<b>Trimming and Polishing</b>	<b>10.29</b>
bellewax	10.17	AABA-Dental Universal	10.29
Dipping Wax	10.17	Identoflex Porcelain/Ceramics/	
Opaque Sculpturing Wax	10.17	Hybrid Composites	10.29
Sculpturing Wax	10.18	Identoflex Gold Polishers	10.29
Miscellaneous Waxes	10.18	Lab-Min Universal	10.30
		Pinidentoflex	10.30
		Super Acrylic Polishers	10.31

**A**

AABA-Dental Universal	6.12 / 10.29
Accessories	1.5
Accessories for AlgiNot, Extrude, Take 1 Advanced	1.5
Accessories for Curing Lights	5.2
Acrylic/Composite Staining Effects	10.10
Adapt Luciwedges	4.13
Addition Silicones	1.3
Adhesives and Etching Materials	3.4
Alginate Alternative Material	1.2
Alginate Impression Material	1.2
AlgiNot FS	1.2
Alloys	3.28
Amalgam Accessories	4.18
Amalgam Guns	4.18
Amalgamator SDS Kerr 4000	3.27
Application System	4.18

**B**

Barriers	9.3
belle de st claire Casting	10.22
belle de st claire Die Spacers, Sealers & Hardeners	10.13
belle de st claire Electronic Waxing	10.19
belle de st claire Model & Die Preparation	10.12
belle de st claire Porcelain Accessories	10.23
belle de st claire Spruing	10.20
belle de st claire Waxes	10.17
belle de st claire Waxing Accessories	10.15
bellecast Ovals	10.22
bellewax	10.17
Bite Registration	1.8
Blue Inlay Casting Wax	1.9
Blue Inlay Casting Wax	10.26
Boxing Wax	1.9 / 10.26
Brushes	6.6

**C**

Carbide Margin Trimming Bur	10.12
Cavalite	3.25
CaviCide	9.11
Cements and Liners	3.25
Cervical	10.9
Chair Sleeve	9.3
Cleanic in Jar and Single Doses	7.2
Cleanic in Tube	7.3
Cleaning and Polishing Accessories	7.5
Cleaning and Polishing Pastes	7.2
CleanPolish and SuperPolish	7.3
Click-Probe	7.8
CompoRoller	4.16
Composite Instruments	4.17
Composite Restorative Systems	4.15
Composite Unidose Gun Dispenser	4.17
Composite-Gun	4.17
Composites	3.7
Compothixo	4.15
Construct	10.11
Construct	3.28
Contour	3.28
Core build ups	3.28
CoreRestore2	3.28
Cover-All	9.7
Cure Sleeve Handle Cover	9.5
Cure Sleeve	9.5
Cure-Shield	4.22
Custom Trays	10.23

**D**

Debubblizer	10.24
Demi Plus	5.5
Demi Ultra	5.3
Dental Stones	10.2
Die Spacers Technique	10.14
Die Spacers, Die Sealers, Die Hardeners	10.13
Dipping Wax	10.17
Disclosing Wax	1.9/10.27
Discovery Trays	7.10
Discs	6.4
Disinfectants	9.11
Dispens-it-All	9.11
Disposable Air/Water Syringe Tips	9.8
Dispos-a-Trap	9.9

**E**

EmPower Fragrance Free	9.11
Endo-Bite	8.5
Endo-Bite Senso	8.9
Excavator	4.19
Extrude	1.3

**F**

F.I.T.T.	1.8 / 10.26
Fill-In	2.4
Fixafloss – The New Fixation of Rubber Dams	4.21
Flask Liner	10.28
Flexible Clearance Guide	10.12
Flexible Clearance Tabs	1.6 / 10.12
Formatray	10.23
Free Flo Syringe	1.6
Functional Impression	1.8 / 10.26

**G**

Galetti Articulator	10.25
Gel Etchant	3.4
Glove Dispensers	9.10

**H**

Halogen Curing Lights	5.2
Hawe Adapt Matrices	4.8
Hawe Adapt Sectional Matrix System Blue and Transparent Range	4.5
Hawe Adapt Transparent Strips	4.4
Hawe Contoured Matrices	4.8
Hawe Diamond Strips	6.5
Hawe Finishing and Polishing Strips	6.5
Hawe Implant Paste	7.4
Hawe Matrices Micro Thin	4.9
Hawe Matrices Super Thin	4.9
Hawe Metal Cervical Matrices	4.3
Hawe Miniature Tooth Cleaning and Polishing Brushes	7.5
Hawe Premolar and Molar Matrices Blue and Transparent Range	4.9
Hawe Prophyl Cup and Brush Program	7.6
Hawe Steel Matrices Matrice Bands	4.7
Hawe Stripstrip	4.4
Hawe Striproll Blue and Transparent Range	4.4
Hawe Sycamore Interdental Wedges	4.14
Hawe Titanium Matrices	4.10
Hawe Tofflemire Contoured Matrices	4.10
Hawe Tofflemire Matrices	4.10
Hawe Transparent Cervical Matrices	4.3
Hawe Transparent Strips	4.3
Hawe X-Ray Centring Devices for Film Holders, Phosphor Plate Holders and Sensor Holders	8.10
Headrest Cover	9.3
Herculite XRV	3.17
Herculite XRV Ultra	3.14
Herculite XRV Ultra Aesthetic Kit	3.14
Herculite XRV Unidose	3.18
HiLusterPLUS Polishing System	6.8
HP Sleeve	9.5
HydrockDenture model stone - Type 3	10.4

## ALPHABETICAL CONTENTS

<b>I</b>			<b>N</b>			<b>Q</b>		
Identoflex Composite Polishers	6.9		Neos Vanadium Excavators	4.19		Quik Sprues	10.20	
Identoflex Diamond Ceramic Polishers	6.11		No-Slip Chair Sleeve	9.3				
Identoflex Diamond Composite Polishers	6.10		NX3	3.19 / 10.11				
Identoflex Gold Polishers	10.29							
Identoflex Gold/Amalgam/Precious Metal Alloys	6.12		<b>O</b>			<b>R</b>		
Identoflex Porcelain/Ceramics NG	6.11		Occlubrush	6.6		Radiometers	5.6	
Identoflex Porcelain/Ceramics/ Hybrid Composites	10.29		Occlusal Indicator Wax	1.8 / 10.27		Ready Sprues	10.21	
Implant Deplaquers	7.8		Opaque Sculpturing Wax	10.17		Revolution Formula 2	3.22	
Impression Compound	1.7 / 10.28		Opti1Step Polisher	6.7		Rotary Instrument for Removal of Temporary Cement	2.3	
Impression Gun Cover	9.6		OptiBond All-In-One	3.6		Rubber Base	1.7	
Instruments	7.8		OptiBond FL	3.4		Rubber Sep Clear	10.10	
Irrigation Probe	7.9		OptiBond Solo Plus	3.5				
			OptiBond XTR	3.5		<b>S</b>		
			OptiClean	2.3		Sculpturing Wax	10.18	
			OptiDam	4.20		Seal-Tight Adapter	9.8	
			OptiDisc	6.4		Seal-Tight Disposable Air/Water Syringe Tips	9.8	
<b>K</b>			Optilux 501	5.2		Sensor Covers	9.6	
Kerr Lab Liquids	10.24		Optilux Radiometer	5.5		Silane Primer	10.10	
Kerr Lab Waxes	10.26		OptiShine	6.6		Side Shields	9.7	
Kolor + Plus Resin Colour Modifier	3.13 / 10.10		OptiStrip	6.5		Slip-Notes	9.10	
Kwik Tray	1.7		OptiView	7.10		Smoothy-Flameless Wax Finisher	10.16	
Kwik-Bite Senso	8.7		Oral Examination Kit (50)	9.2		Snow White Plaster – No. 2	10.3	
Kwik-Bite	8.3		Orthodontic Model Mix Stone - Type 2	10.4		SoftClamp – Universal Rubber Dam Clamp	4.21	
			Orthodontic Tray Wax	1.9 / 10.27		Solitine	1.6 / 10.24	
						Stainless Steel Ovals	10.22	
<b>L</b>						Sterile Dental Examination Mirror (50)	9.2	
L.E.D. Curing Lights	5.3		<b>P</b>			Sterile Dental Mirror, Periodontal Probe & Tweezers Kit (50)	9.2	
L.E.D. Radiometer	5.6		Paro-Bite	8.5		Sterile Examination Instruments	9.2	
Lab-Min Universal	10.30		Pastel Rock Die stone - Type 4	10.4		Sterile Periodontal Probe-double- ended WHO (50)	9.2	
Life	3.25		Pasteless Prophy	7.5		Sterile Tweezers (50)	9.2	
Light Guides	5.6		Pen Sleeve	9.11		Stick-Tite Sprues	10.21	
Light Sleeve, "L" style	9.6		Perio Soft-Scaler	7.9		Sticky Wax	1.9 / 10.27	
Light Sleeve, "T" style	9.6		Periodontal Examination Kit (50)	9.2		Strips	6.5	
Lucifix Matrices Blue and Transparent Range	4.6		Perio-Probe	7.9		Sundries (Accessories for filling materials)	4.20	
Luciwedges Classic	4.14		Permlastic	1.7		Sundries (Oral Prophylaxis)	7.10	
Luralite Impression Paste	1.8		Pinidentoflex	10.30		Sundries (Infection Control and Disposables)	9.9	
			Plasterless Articulator	10.25		Super Acrylic Polishers	10.31	
			Point4	3.20		Super Sep	10.24	
<b>M</b>			Polishers – Amalgam	6.12		Super Tray	4.2	
Margin Carver	10.12		Polishers – Ceramics	6.11		Super-Bite	8.4	
Margin Liners	10.12		Polishers – Composite	6.7		Super-Bite Senso	8.8	
Matrices – Anterior and Cervical	4.3		Porcelain Sculpturing Instruments	10.23		SuperMat	4.7	
Matrices – Posterior	4.5		Premise Facial Dentin	10.8		Suprastone Ultra hard die stone - Type 4	10.3	
Matrix Retainer	4.11		Premise Flowable	3.13		Syringe Sleeve	9.4	
Maxcem Elite	3.24		Premise Incisal	10.9				
MetaFix	4.12		Premise Indirect	10.5				
Microfilm	10.24		Premise Indirect Accessories	10.11				
Minidentoflex Composite Polishers	6.10		Premise Indirect Curing Oven	10.7				
Mirror Spray	4.22		Premise Indirect Intro Refill Kit	10.7				
Miscellaneous Waxes	10.18		Premise Indirect Intro System	10.7				
Mixing Pads	1.6 / 4.22		Premise Indirect Master Refill Kit	10.5				
Modeling Resin	10.10		Premise Indirect Master System	10.5				
Mouth Mirrors	4.22		Premise Indirect Solutions	10.10				
MULTIflex couplings	3.10		Premise Indirect Teklite Parts	10.7				
			Premise Primary Dentin	10.8				
			Premise	3.11				
			Pro-Brush	7.5				
			Pro-Cup	7.6				
			Pro-Cup Junior	7.6				
			Prophy-Polishers without Fluoride	7.5				

**T**

Tab 2000	10.26
Table Surface	6.2
Table X-Ray Holders	8.2
Take 1 Advanced Bite Registration	1.8
Take 1 Advanced	1.4
Take 1 Alginate	1.2
TempBond Accessories	2.2
TempBond and TempBond NE Automix Syringe	2.2
TempBond and TempBond NE Unidose	2.2
TempBond Clear with Triclosan Automix Syringe	2.2
Temp-Bond NE	2.2
Temp-Bond	2.2
Tempphase	2.5
Temporary Cements	2.2
Temporary Crown and Bridge Material	2.4
Temporary Crowns	10.26
Thermoplastic Impression Compound	1.7 / 10.28
Traps	9.9
Tray Sleeve	9.4
Trays	1.7
Tri-Fluor-O-Clean	7.4
Trimming and Polishing	10.29
Tube Sleeve	9.6
Tytin FC (Firm Condensation)	3.27
Tytin	3.27

**U**

Ultra-Waxer 2	10.19
Ultra-Waxer 2 Ultra-Spatula	10.19

**V**

V.P.S. Adhesive	1.5
Vacufilm	10.24
Vel-Mix Crown and bridge die stone - Type 4	10.3
Vertise Flow	3.7
Vision Saver	9.5
Volume™ Machine by Renfert	1.5

**W**

Wax Sculpturing Instruments	10.15
Waxes	1.9
Wedges	4.13

**X**

X-Ray Centring Devices	8.10
X-Ray Centring Rings	8.10
X-Ray Film and Phosphor Plate Holders	8.3
X-Ray Sensor Holders	8.6
X-Ray Sensor Holders for Direct Digital Imaging	8.6
X-Ray Sleeve	9.4

# Impression Materials



ALGINATE IMPRESSION MATERIAL	1.2
ALGINATE ALTERNATIVE MATERIAL	1.2
ADDITION SILICONES	1.3
ACCESSORIES	1.5
TRAYS	1.7
RUBBER BASE	1.7
THERMOPLASTIC IMPRESSION COMPOUND	1.7
FUNCTIONAL IMPRESSION	1.8
BITE REGISTRATION	1.8
WAXES	1.9

## Alginate Impression Material

### Take 1 Alginate

Take 1® Alginate combines clinical versatility with exceptional ease of use. Its chromatic colour-change property ensures timely procedure control and its elasticity, dimensional stability, accurate detail reproduction and 120-hour (at 100% humidity) pouring time provide consistently reliable results. Kerr's new fast-setting alginate features:

- A 3-step colour change
- Optimal tear strength
- **Work Time:** 1:50 min
- 120 hour dimensional stability
- Low deformation
- **Set Time:** 2:30 min

**Take 1 Alginate** **33342**

1 Jar (500 g), 1 powder and 1 liquid measure

**Take 1 Alginate** **33343**

20 x 450 g bags, 5 powder and 5 liquid measures



Take 1 Alginate, 500g



Take 1 Alginate, 450g

## Alginate Alternative Material

### AgiNot FS

**AgiNot FS™** is an extremely cost-effective, reliable alginate alternative. It is a high-quality material that delivers exceptional accuracy and performance.

AgiNot is available in a faster set time to increase patient comfort and reduce chair time without compromising performance or working time. The improved thixotropic consistency reduces slumping and displacement from the impression tray.

**Indications:** Preliminary impressions, provisional crown and bridge impressions, study models, registration/opposing dentition impressions, impressions for orthodontic models, sports guards, bleaching trays and more.

- No hand mixing. Eliminates mess and cleanup. Saves time and material.
- Delivery options. Cartridge or Volume™ automix dispensing.
- Fewer impressions needed. A single impression can yield multiple stone pours.
- Impressions remain stable. You can pour immediately or when it's convenient.
- Tolerates disinfectants. Alleviates concerns about contaminated impressions.
- Saves time and money. The time you save greatly improves productivity.

- **Work Time** (Cartridge): 1 min / **Set Time** (Cartridge): 2 min
- **Work Time** (Volume): 1:15 min / **Set Time** (Volume): 2:15 min

**AgiNot FS Cartridge Intro Kit** **33816**

Contents: 6 x 50 ml Cartridges, 12 Large Mixing Tips

**AgiNot FS Refills** **33817**

AgiNot FS 24-Cartridge Value Pack, 50 ml each

AgiNot FS Volume 6-Pack, Peppermint scent, 6 x 380 ml, 3 x Bayonet Rings, 1 Technique Card **34682**

### Accessories

Extruder Gun Dispenser	<b>28747</b>
Large Mixing Tips (48 tips) Turquoise	<b>29333 E</b>
Dynamic Mixing Tips for Volume (50 tips/yellow, 2 Bayonett Rings)	<b>112623</b>
V.P.S. Adhesive (59 ml bottle)	<b>25777</b>



AgiNot FS Cartridge



AgiNot FS Volume



Dynamic Mixing Tips, Bayonett Rings

**112623**

## Addition Silicones

### Extrude

Extrude is the proven standard against which other impression materials are judged. With five viscosities, including a putty, you have all the options you need for accurate results, regardless of your preferred technique.

#### Extrude Wash - Light Blue

Very low viscosity material used in combination with Putty for the putty/wash technique, or with Extra for the double-mix technique.

**2 Cartridge Refill - Wash** **28418**  
2 x 50 ml Cartridges Wash, 6 mixing tips

**32 Cartridge Refill - Wash** **28419**  
16 x 2 packs of Part. No. 28418 Wash

#### Extrude Medium - Green

Excellent flow to give precise details, but also sufficiently heavy to remain in the tray to reduce patient discomfort.

**2 Cartridge Refill - Medium** **28416**  
2 x 50 ml Cartridges Medium, 6 mixing tips

**32 Cartridge Refill - Medium** **28417**  
16 x 2 packs of Part. No. 28416 Medium

#### Extrude Extra - Purple

High viscosity material for use individually or with any other Extrude impression material. Especially recommended for use with Wash for the double-mix technique.

**2 Cartridge Refill - Extra** **28414**  
2 x 50 ml Cartridges Extra, 6 mixing tips

**32 Cartridge Refill - Extra** **28415**  
16 x 2 packs of Part. No. 28414, 2 Cartridge Extra

#### Extrude MPV - Dark Green

Multi Purpose Viscosity impression material. Single Mix/Monophase system.

**2 Cartridge Refill - MPV** **28420**  
2 x 50 ml Cartridges MPV, 6 mixing tips

**32 Cartridge Refill - MPV** **28421**  
16 x 2 packs of Part. No. 28420 MPV

#### Extrude XP Putty

The ideal tray material for both simultaneous and two-step putty wash techniques. Its thixotropic nature will drive any syringe material subgingivally for ideal tissue displacement and excellent detail.

**Extrude XP Putty** **27877**  
520 ml putty (2 jars), Scoops and Spacers



Extrude  
Purple / Dark Green / Light Blue / Green



Extrude XP Putty 27877





**NEW**

**Take 1® Advanced™**

The new Take 1® Advanced™ vinylpolysiloxane (VPS) impression material employs Kerr's expertise in developing high-performance impression materials, along with recent technological advancements to deliver the first system of VPS materials with an optimum combination of physical properties: strength, elasticity, dimensional stability and the ability to register detail in any environment.

Take 1 Advanced provides the widest selection of setting times, delivery systems and consistencies for the perfect combination of mechanical properties in a material that feels like it was designed for your own technique preference. It is no longer necessary to use various product lines to suit individual needs. Standing apart from ordinary impression materials that focus on a single attribute, the unique chemistry of Take 1 Advanced delivers complementary features that enhance overall performance.

**Intro Kits:**

**Take 1 Advanced Cartridge Intro Kit Fast Set 34140**

Contents: 1 Cartridge Light Body Wash Fast Set (50 ml), 1 Cartridge Regular Body Wash Fast Set (50 ml), 3 Cartridges Tray Fast Set (each 50 ml), 1 Cartridge Bite Registration (50 ml), 1 Extruder Gun, 6 Small Mixing Tips, 6 Small Intra-Oral Tips, 6 Large Mixing Tips

**Take 1 Advanced Putty/Wash Intro Kit Fast Set 34141**

Contents: 1 Putty Base Fast Set (400 g), 1 Putty Catalyst Fast Set (400 g), 2 Putty Scoops, 18 Putty Spacers, 2 Cartridges Regular Body Wash Fast Set (each 50 ml), 1 Extruder Gun, 6 Small Mixing Tips, 6 Small Intra-Oral Tips

**Putty Hand-mix Refill:**

**Take 1 Advanced Putty Fast Set 34144**

Contents: 1 Putty Base Fast Set (400 g), 1 Putty Catalyst Fast Set (400 g), 2 Putty Scoops, 18 Putty Spacers

**Volume Refills:**

Each pack contains: 2 x 380 ml, 2 x bayonet rings

Take 1 Advanced Tray Volume Fast Set	34963
Take 1 Advanced Tray Volume Regular Set	34962

**2-Cartridge Refills:**

Each pack contains: 2 x 50 ml Cartridge, 6 Large Mixing Tips. Regular Body Wash and Light Body Wash contain 6 Small Mixing Tips and 6 Small Intra-Oral Tips. Bite Registration contains 6 Large Mixing Tips and 6 Bite Registration Intra-Oral Tips.

Take 1 Advanced Bite Registration	34148
Take 1 Advanced Light Body Wash Fast Set	34149
Take 1 Advanced Light Body Wash Regular Set	34150
Take 1 Advanced Regular Body Wash Fast Set	34155
Take 1 Advanced Regular Body Wash Regular Set	34156
Take 1 Advanced Medium Fast Set	34152
Take 1 Advanced Medium Regular Set	34153
Take 1 Advanced Tray Fast Set	34158
Take 1 Advanced Tray Regular Set	34159



Take 1 Advanced



Take 1 Advanced Cartridge Intro Kit Fast Set 34140



Take 1 Advanced Tray Volume Regular Set 34962

## Accessories

### Volume™ Machine by Renfert

The Volume Machine by Renfert handles the tough task of mixing and dispensing materials with ease, for all 5:1 automated mixing configurations. It provides welcome relief from the slow dispensing and hand fatigue you've experienced with traditional cartridge delivery systems.

While delivering fast, accurate, hands-free extrusion of uniformly mixed materials, the Volume Machine saves your busy dental practice a tremendous amount of time:


- Fills a tray in less than 30 seconds.
- Ensures void-free homogenous mix.
- Easy, intuitive controls.
- Precision-engineered for dependable, reliable operation.

The new Volume Machine builds upon Kerr's tradition of excellence in crown and bridge dentistry, no matter which of our materials you choose. Our respected family of impression material brands is now made even stronger by the fast, easy-to-use automatic dispensing system.



Volume Machine by Renfert  
Volume Machine by Renfert UK Version

345000  
345000-UK



### Accessories for Alginate, Extrude, Take 1 Advanced

Dynamic Mixing Tips for Volume (50 tips/yellow, 2 Bayonett Rings)  
(for Alginate, Take 1)

Small Mixing Tips (48 tips) Yellow	112623
Large Mixing Tips (48 tips) Turquoise	29363 E
Gun dispenser	29333 E
Intra-Oral Tips (100 tips) Yellow	28747
Intra-Oral Mixing Tips (100 tips) Large	27517
Putty spacers (18)	20731
	09526



Dynamic Mixing Tips, Bayonett Rings 112623

### V.P.S. Adhesive

Impression tray adhesive for addition silicones.

59 ml bottle 25777



V.P.S. Adhesive 59 ml 25777

### Mixing Pads

40 x 40 mm (for cavity liners and composites)	60677
100 x 120 mm (for Permlastic)	60675
70 x 100 mm (for Temp Bond)	60913



Mixing Pads

### Solitine

Solitine is a most effective solvent for all thiokol, silicone and zinc oxide-eugenol impression materials. Removes impression material from the skin, spatula and other instruments.

Solitine – 250 ml bottle	60084
--------------------------	-------



Solitine

60084

### Free Flo Syringe

An easy-to-load, easy-to-extrude autoclavable syringe with a choice of two tips for accuracy. It is fabricated in white plastic so you can see the amount of impression material available.

Free Flo Syringe	00126
------------------	-------

Complete with accessories for inlay and fixed bridge impressions.

#### Refill Packs

All purpose tips (6 per package)	60241
Disposable syringe tips (100 per package)	17511
Cap Nut	15808
O-Ring for Free Flo Syringe (10 per package)	25153



Free Flo Syringe

00126

### Flexible Clearance Tabs™ (Ideal for surgery use)

Provides an easy and accurate way to make direct intra-oral measurements of occlusal and interproximal tooth preparation clearance. Each colour coded tab is used like a feeler gauge to check clearance dimension. Available in a convenient dispenser box designed especially for the dental surgery. Each tab is for single use only.

#### Flexible Clearance Tabs

<b>Box of 30 tabs</b>	
Flex Tabs Pink 1.0 mm	004-006
Flex Tabs Green 1.5 mm	004-007
Flex Tabs Blue 2.0 mm	004-008
Flex Tabs (package of 3 mixed)	004-009



Flexible Clearance Tabs

## Trays

### Kwik Tray

Adjustable, perforated, aluminium trays for crown, bridge and inlay quadrant impressions.

**Kwik Tray – Pack contains 24 trays**

**61163**



Kwik Tray

## Rubber Base

### Permlastic

Permlastic is available in three viscosities. Light Body is excellent for inlay and fixed bridge impressions. Regular Body is recommended for partial- or full-denture impressions. The denser viscosity of Heavy Body results in optimum compression of the Light Body in a double-mix or copper-band impression.

**Permlastic – Standard Pack**

1 tube base (Heavy body = 2 tubes), 1 tube catalyst, 1 mixing pad

Heavy Body	<b>60099</b>
Regular Body	<b>60101</b>
Light Body	<b>60102</b>

**Permlastic Accessories**

Permlastic Adhesive, 60 ml bottle	<b>60098</b>
-----------------------------------	--------------



Permlastic

60099

## Thermoplastic Impression Compound

### Impression Compound

Thermoplastic impression material in cakes for full or partial impressions and sticks for copper band impressions and for adding to the periphery of an impression tray. Each colour has a controlled working temperature.

**Impression Compound – Pack of 8 Cakes (227 g)**

Green (temp 50° C)	<b>00441</b>
Red (temp 55° C)	<b>00429</b>

**Impression Compound – Pack of 15 sticks (113 g)**

Green (temp 50° C)	<b>00444</b>
Red (temp 55° C)	<b>00432</b>



Impression Compound cakes

00444



Impression Compound sticks

00444

## Functional Impression

### F.I.T.T.

Functional Impression Tissue Toner. F.I.T.T. - gels without setting hard to produce a thoroughly functional impression. Can be worn for several days to aid in restoring abused tissue and eliminating post-delivery adjustments. Easy to mix and continues to flow under pressure for days.

<b>F.I.T.T. – Standard Pack</b>	<b>61127</b>
100 g powder, 100 ml liquid, 15 ml separator, 14 plastic cups for measurement and mixing, 2 liquid measures	
F.I.T.T. Liquid, 100 ml Bottle	<b>61132</b>
F.I.T.T. Powder, 100 g Bottle	<b>61144</b>
Plastic cups for measurement and mixing (14 cups)	<b>61141</b>



F.I.T.T.

61127

### Luralite Impression Paste

Luralite is an easy to mix, pleasant tasting free-flowing zinc oxide eugenol paste, which will not distort soft tissue. It sets hard so the impression can be reinserted to test, and is dimensionally stable and extremely accurate.

<b>Luralite – Standard Pack</b>	<b>60073</b>
215 g base, 65 g accelerator, 28 ml Solitine, 1 mixing pad	



Luralite Impression Paste

60073

## Bite Registration

### Occlusal Indicator Wax

For checking the occlusal relationship.

<b>Occlusal Indicator Wax</b>	<b>00655</b>
180 indicator strips, 1 waterproof pencil	



Occlusal Indicator Wax

00655

**NEW**

### Take 1® Advanced™ Bite Registration

<b>Take 1 Advanced Bite Registration</b>	<b>34148</b>
Contents: 2 x 50 ml Cartridge, 6 Large Mixing Tips, 6 Bite Registration Intra-Oral Tips	



Take 1 Advanced Bite Registration

34148

Part. No.

## Waxes

### Blue Inlay Casting Wax

Superior way for build up. Softens in hot water and features excellent carvability.

#### Blue Inlay Casting Wax

##### Pack of 15 sticks (approx, 34g)

Blue, regular	00474
Blue, hard	00476

##### Pack of 120 sticks (approx, 250g)

Blue, regular	00475
Blue, hard	00478



Blue Inlay Casting Wax

### Sticky Wax

A hard, fast-setting wax. Use to repair wax pattern, welding of waxes. It is excellent for joining sprues to sprue base.

Pack of 12 sticks (27.7 g)	00623
Pack of 120 sticks (277 g)	00625



Sticky Wax

### Boxing Wax

In boxing a full denture impression a Boxing Wax Stick is placed around the impression just below the peripheral border. A Boxing Wax Strip is then attached to this beading. Both waxes are tacky, resulting in perfect adhesion without the application heat.

Pack of 42 sticks (170 g)	00609
Pack of 36 strips (454 g)	00608



Boxing Wax

### Orthodontic Tray Wax

A soft white plastic wax stick for orthodontic use in extension of periphery, post damming and stops for impression trays.

Pack of 48 sticks (140 g)	09246
---------------------------	-------



**NEW**

### Disclosing Wax

A creamy wax used to repair wax pattern defects. Also used to determine the fit of full and partial dentures relative to supporting tissue.

Opaque Disclosing Wax, 57 g	00610
-----------------------------	-------



Disclosing Wax

# Temporary Crown and Bridge Materials

# 2

TEMPORARY CEMENTS	2.2
ROTARY INSTRUMENT FOR REMOVAL OF TEMPORARY CEMENTS	2.3
TEMPORARY CROWN AND BRIDGE MATERIALS	2.4

## Temporary Cements

### TempBond

TempBond® is a self-curing zinc-oxide eugenol-based temporary cement indicated for temporary crowns, bridges or splints and for trial cementing permanent restorations. Its smooth flow means exceptional handling and results in effortless and complete restoration seating.

<b>TempBond Introductory Pack (with modifier)</b>	<b>60058</b>
---	--------------

Contents: 1 tube base (50 g), 1 tube accelerator (15 g), 1 tube modifier (13 g), 1 mixing pad

<b>TempBond Standard Pack (without modifier)</b>	<b>61087</b>
--	--------------

Contents: 1 tube base (50 g), 1 tube accelerator (15 g), 1 mixing pad

<b>TempBond Unidose</b>	<b>31377</b>
-------------------------	--------------

Contents: 50 unidose, 2.4 g each (total of 120 g)

<b>TempBond Original Automix Syringe</b>	<b>33684</b>
--	--------------

Contents: 2 Syringes (11.8 g each), 20 Mixing Tips

<b>TempBond Refill Packs</b>	
------------------------------	--

Base material only (50 g)	<b>60254</b>
Accelerator only (15 g)	<b>60255</b>
Modifier only (13 g)	<b>61081</b>

### TempBond® NE

This non-eugenol temporary cement will not inhibit the polymerisation of resin cements and acrylic temporaries and offers an option for patients allergic to eugenol. It provides the same flow and retentive properties of TempBond.

<b>TempBond NE</b>	<b>60256</b>
--------------------	--------------

Non-Eugenol temporary zinc-oxide cement. Contents: 1 tube base (50 g), 1 tube accelerator (15 g), 1 mixing pad

<b>TempBond NE Unidose</b>	<b>31973</b>
----------------------------	--------------

Contents: 50 unidose, 2.4 g each (total of 120 g)

<b>TempBond NE Automix Syringe</b>	<b>33685</b>
------------------------------------	--------------

Contents: 2 Syringes (11.7 g each), 20 Mixing Tips

### TempBond Clear

A translucent, dual-cure, resin-based cement for temporary and provisional restorations. TempBond® Clear is eugenol free allowing for its use with resin luting cements and is easy to mix and clean up, leaving no residue. As it is resin based, a much stronger bond is achieved, but removal, when required, is fast and trouble-free.

<b>TempBond Clear with Triclosan Automix Syringe</b>	<b>33351</b>
--	--------------

Contents: 1 Syringe (6 g), 10 Mixing Tips

<b>TempBond Accessories</b>	
-----------------------------	--

Automix Tip Refill (50 tips)	<b>33361</b>
------------------------------	--------------



TempBond Automix Syringes



TempBond Unidose



TempBond Introductory Pack (with modifier) 60058



TempBond NE 60256



## Rotary Instrument for Removal of Temporary Cements

### OptiClean

OptiClean™ is an innovation for optimal dental care and the first rotary instrument for the removal of temporary cement and debris. The optimised abrasive particles remove with efficiency cement with minimal abrasion on dentine. OptiClean features an A-silicone matrix for excellent flexibility and dynamic stress behaviour. Its high-performance aromatic polymer guarantees perfect and secure fit of the mandrel in the handpiece. It is the smallest tool available on the market with flexible coating and 1.65 mm tip diameter.

#### Benefits:

Easy and efficient handling:

- Faster, easier and complete removal of temporary cement.
- Excellent access thanks to its specific design.
- Clear view of the working surface since no paste or pumice slurry is required.

More gentle than common procedures:

- Low risk of abrasion on the preparation and adjacent teeth.
- Gentle to the soft tissue.
- Highly hygienic because it's single use only.



OptiClean  
Scale 2:1

#### OptiClean Kit

950

Contents: 12 OptiClean instruments

So far there has been no efficient way to remove temporary cement. But now you have Kerr OptiClean: indicated for the removal of temporary cement and debris.



Removal of temporary restoration from preparation.




Temporary cement removal with Kerr OptiClean.




Perfect result after using Kerr OptiClean.


#### Technical Details:



2 mm  
Magnification: 17x



500 µm  
Magnification: 55x



200 µm  
Magnification: 150x

Field Emission SEM Study by Prof. P. Lambrechts, Catholic University of Leuven, Belgium

#### Colour coding:

Kerr offers comprehensive colour systems. OptiClean follows the colour coding of OptiDisc, the first translucent finishing and polishing disc (Light blue: «fine» abrasivity). Please consult the Product Program on chapter 6 for further details.

## Temporary Crown and Bridge Materials

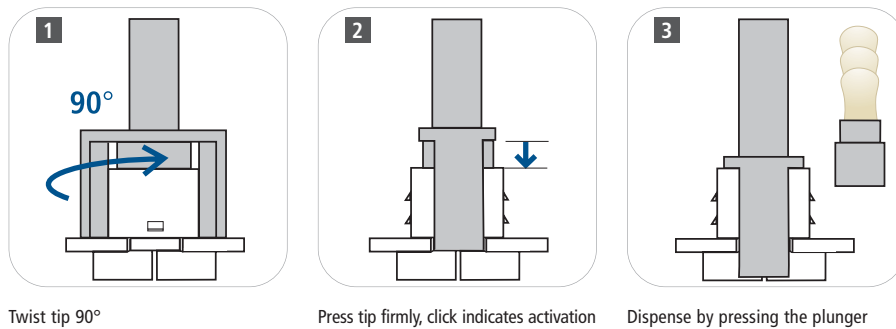
### FILL-IN

FILL-IN™ is the first Bis-acryl temporary crown and bridge material in Unidose™ delivery. FILL-IN offers a fast and efficient delivery for provisional fabrication. There is no need for extra inventory of tips and extruders. FILL-IN is 53% filled and based on Point4 technology providing a material that has less shrinkage, lower oxygen-inhibited layer, excellent polish, low heat generation and is cost-effective. The dispensing syringe for this material is a Kerr exclusive, unlike anything else on the market.

#### Benefits:

- FILL-IN's unique Unidose delivery system prevents cross-contamination. The single-use syringe activation is easy, clean, fast and convenient: Twist, Click and Dispense!
- FILL-IN Bis-acryl composite is 53% filled with a new Pre-Polymerised Filler (PPF), offering minimal shrinkage and optimal handling without slumping.
- FILL-IN's shade stability, sustained polishability and overall strength grant your temporaries long-lasting aesthetics.
- FILL-IN's Unidose format means no need for guns or mixing tips: a cost-effective solution!

#### Unidose syringe activation:



FILL-IN Refill Kit

#### FILL-IN Intro Kit 32602

Each Intro Pack contains 20 Unidose syringes (3g each)  
2 x A1, 10 x A2, 7 x A3.5 and 1 x XL, 1 Laminated Instruction Card

#### FILL-IN Refill Packs

Each Refill Pack contains 35 Unidose syringes (3g each)	
Shade A1	32491
Shade A2	32492
Shade A3.5	32493
Shade XL	32494
1 Laminated Instruction Card	



FILL-IN Unidose syringe fits easily into your hand for effortless dispensing



Dentistry courtesy of Dr. Bob Lowe, Charlotte, NC, USA



Veneers shown after four weeks in the mouth demonstrate FILL-IN's remarkable colour stability and sustained polishability.

Case courtesy of John Cranham, DDS, Chesapeake, VA, USA.

Part. No.

## Temphase™

Automix Temporary Crown and Bridge resin based material, with two distinct set times.

### Temphase Refill Packs

Contents: 1 x 72 g Temphase cartridge with 12 tips

### Temphase Regular Set

A1	29366
A2	28070
A3.5	28071
B1	28072
C2	28073

### Temphase Fast Set

A1	29367
A2	28655
A3.5	28656
B1	28657
C2	28658

### Temphase Accessories

Mixing tips (48 x tips)	28075
Extruder Gun	28747



Temphase

# Filling Materials 3

ADHESIVES AND ETCHING MATERIALS	3.4
COMPOSITES	3.7
CEMENTS AND LINERS	3.25
CORE BUILD UPS	3.28
ALLOYS	3.28



## Selection Guide for OptiBond Adhesives

	<b>OptiBond FL</b>	<b>OptiBond Solo Plus</b>	<b>OptiBond XTR</b>	<b>OptiBond A-I-O</b>
Technique	Total-Etch 2 components	Total-Etch 1 component	Self-Etch 2 components	Self-Etch 1 component
Years in market	18 years	10 years	1st year	4 years
Clinical long-term data	● ●	● ●	●	●
<b>Application</b>				
No. of application steps	3	2	2	1
Application time	1:30 min.	1:10 min.	0:55 min.	0:55 min.
<b>Direct bonding</b>	●	●	●	●
To enamel/dentine	●	●	●	●
Composite repair	●	●	●	●
Porcelain repair	●	●	●	●
Amalgam sealing	●	●	●	●
<b>Indirect bonding</b>	●	●	●	●*
Veneers	●	●	●	●*
Crowns and bridges	●	●	●	●*
Inlays/Onlays	●	●	●	●*
Core materials	●	●	●	●*
Cementation of posts	●	●*	●	●*
<b>Properties</b>				
Filler load	48%	15%	15%	7%
Works on wet or dry dentine	●	●	●	●
Film thickness	~ 60 μ	~ 10 μ	~ 5-10 μ	~ 5 μ
Radiopacity	267% Al	●	●	●
Solvent	Water Ethanol	Ethanol	Water, Ethanol, Acetone	Water, Ethanol, Acetone
<b>Packaging</b>				
Storage conditions	Ambient temperature	Ambient temperature	Refrigeration 2 °C to 8 °C	Refrigeration 2 °C to 8 °C
Bottle content	Primer Bottle 8 ml Adhesive Bottle 8 ml	5 ml	Primer Bottle 5 ml Adhesive Bottle 5 ml	5 ml
Unidose™ content	0.1 ml	0.1 ml	Primer 0.18 ml Adhesive 0.18 ml	0.18 ml

\*For indirect restorations use OptiBond All-In-One and OptiBond Solo Plus with NX3 or Maxcem Elite cements.

● = Not indicated

● = Indicated

## Adhesives and Etching Materials

### Gel Etchant

37.5 % phosphoric acid designed for dentin and enamel etching. The vibrant purple colour provides excellent visibility during placement. The viscosity gives assurance that there will be no running or separation. Rinses clean and easily with minimum of effort and features the convenience of syringe delivery.

**Gel Etchant Pack** 31297

Contents: 3 x 3 g syringes, 30 disposable Gel Etchant tips

**Gel Etchant Economy Pack** 34632

30 g Gel Etchant Jumbo Syringe, 2 empty intraoral syringes, 30 dispensing tips, 1 Luer connector for filling of the intraoral syringes

**Gel Etchant Refill Packs**

30 disposable Gel Etchant tips 26909

8 empty intraoral syringes 34720



Gel Etchant Economy Pack

34632

### OptiBond™ FL

Total-etch, two-component dental adhesive.

OptiBond FL from its launch in 1995 established the standard in adhesive technology. Over 15 years it has been successful worldwide, proven in long-term clinical studies and recommended as the gold standard by leading dental universities worldwide.

**Features:**

- Unique structural bond with **48% filler load**.
- **Efficient application flow.** One coat primer. One coat adhesive. One light curing. Wet or dry preparations.
- **Highly radiopaque.** 267% radiopacity makes X-ray detection easy.
- The only two-bottle adhesive available in **bottle** and **Unidose delivery**.
- **Proven long-term performance.**



**OptiBond FL Kit** 26684 E

Contents: 1 x 8 ml OptiBond FL Prime bottle, 1 x 8 ml OptiBond FL Adhesive bottle, 1 x 3 g syringe Gel Etchant, 10 disposable Gel Etchant syringe tips, 25 disposable mixing wells, 50 disposable applicator tips.


**OptiBond FL Refill Packs**

OptiBond FL Primer (8 ml bottle) 25881 E

OptiBond FL Adhesive (8 ml bottle) 25882 E

**OptiBond FL Unidose – Bulk Pack** 33352 E

Contents: 50 foil packs (1 pouch includes 1 Primer Unidose, 1 Adhesive Unidose, 2 Applicator Tips)



SEM image shows excellent penetration of OptiBond into demineralized dentin, forming long resin tags and a well-defined hybrid layer, which results in superior bond strength.

Picture courtesy of Dr. Alan Boghossian.



## OptiBond Solo™ Plus

Total-etch, single-component dental adhesive.

A single dose bonding agent for virtually every clinical application. Ethanol-based, 15 % filled with our proprietary 0.4 µm filler, Solo Plus actually reinforces dentine tubules at much greater depths than unfilled or «nano» filled systems. This means better long term stability and outstanding bond strengths with direct or indirect applications.

### Features:

- **Filled technology.** OptiBond Solo Plus is 15%-filled with the same 0.4 micron filler.
- **Ethanol based.** The adhesion promoters are carried in an ethanol solvent, diminishing both the tedious need for multiple coats and constant reapplication commonly found with acetone adhesives.
- **Versatile.** Effective in use for all direct and indirect indications. Use in moist or dry environment.
- Available in **bottle** and **Unidose delivery**.
- **Proven long-term performance.**



### OptiBond Solo Plus Bottle Kit

29670

Contents: 2 x 5 ml bottles OptiBond Solo Plus adhesive, 1 x 3g syringe Gel Etchant, 10 disposable Gel Etchant syringe tips, 25 disposable mixing wells, 100 disposable applicator tips.

### OptiBond Solo Plus Bottle Refill Pack

29692

Contents: 1 x 5 ml bottle OptiBond Solo Plus adhesive

### OptiBond Solo Plus Unidose Kit

29682 E

Contents: 100 OptiBond Solo Plus Unidoses (0.1 ml each), 1 x 3 g syringe Gel Etchant, 10 disposable Gel Etchant syringe tips, 25 disposable mixing wells, 100 disposable applicator tips.

### OptiBond Solo Plus Unidose Refill Pack

29669 E

100 OptiBond Solo Plus adhesive packets (10 ml total)



OptiBond Solo Plus Unidose Refill Pack

29669 E



## OptiBond XTR

### Self-Etch, Light-Cure Universal Adhesive.

OptiBond™ XTR stands apart as the only bonding agent that embodies both the power and durability of a total-etch adhesive and the simplified protocol of a self-etch technique. Universal compatibility enables use for all direct and indirect restorations. The unique chemistry of an enhanced self-etch primer and optimized adhesive in this 2-bottle system brings outstanding bond strengths to uncut enamel and dentin.

### Indications:

Universal adhesive for *all* direct and indirect restorations.

### Features:

- **Outstanding bond strengths to dentin and enamel.** Extraordinary performance for long-lasting restorations, enhanced marginal integrity, and reduced microleakage.
- **Self-etch.** Minimizes post-operative sensitivity, maximizes patient comfort.
- **Direct and indirect restorations.** A true universal adhesive – eliminates the need for multiple bonding agents.
- **Proven OptiBond™ Technology.** Dependable clinical performance and reliability.
- **Universal compatibility.** Enables use with all resin cements, core build-up materials and dental substrates.

### OptiBond XTR Unidose Kit 18 ml

35121

Contents: 50 x Unidose Self-Etching Primers (0.18 ml each), 50 x Unidose Universal Adhesives (0.18 ml each), 100 Applicators, Directions for Use, 1 Technique Guide

### OptiBond XTR Bottle Kit 10 ml

35122

Contents: 1 Bottle Self-Etching Primer (5 ml), 1 Bottle Universal Adhesive (5 ml), 100 Applicators and 25 Four-Cavity Mixing Wells, Directions for Use and 1 Technique Guide.

### OptiBond XTR Primer Refill 5 ml

35123

Contents: 1 x Self-Etching Primer (5 ml) and Directions for Use.

### OptiBond XTR Adhesive Refill 5 ml

35124

Contents : 1 x Universal Adhesive (5 ml) and Directions for Use.



OptiBond XTR Unidose Kit 18 ml

35121



OptiBond XTR Bottle Kit 10 ml

35122



### OptiBond™ All-In-One™

Self-etch, single-component dental adhesive.

OptiBond® All-In-One – a single-component, self-etch adhesive that eliminates multiple steps when bonding direct and indirect restorations. Its unique nano-etching capability enables the most effective enamel etching of any existing single-component adhesive, creating a deeper etched surface for higher mechanical retention and chemical bonding.

**Features:**

- **Simple, one-step process.** Etching, priming and bonding are captured in one material. No mixing.
- **Exceptional bond strength.** Unique nanoetching provides the highest bond strength to both dentin and enamel for seventh-generation, self-etch adhesives.
- **Direct/indirect use.** Excellent adhesion to enamel, dentin, porcelain and ceramics – even indirect metal-based restorations when used with NX3 or Maxcem Elite resin cements.
- **Ternary solvent system.** Three solvents provide enhanced shelf-life stability and effective enamel etching for long-term bond performance you can count on.
- Available in **bottle** and **Unidose delivery**.

**Bottle Kit with Unidose Samples** 33381 E

Contains: 1 Bottle of Adhesive (5 ml), 3 Unidose Devices (0.18 ml each), 50 Kerr Applicators, 25 Disposable Mixing Wells, Directions and Technique Card

**Unidose™ 100 Pack** 34449

Contains: 100 Unidoses (0.18 ml each), 100 Kerr Applicator tips, Directions and Technique Card

**Refill Packs**

- 200 Applicator tips 24680
- 100 disposable mixing wells 27157



OptiBond All-In-One Bottle Kit with Unidose Samples 33381 E



OptiBond All-In-One Unidose 100 Pack 34449

Part. No.

## Composites

### Vertise™ Flow

Self-adhering flowable composite.

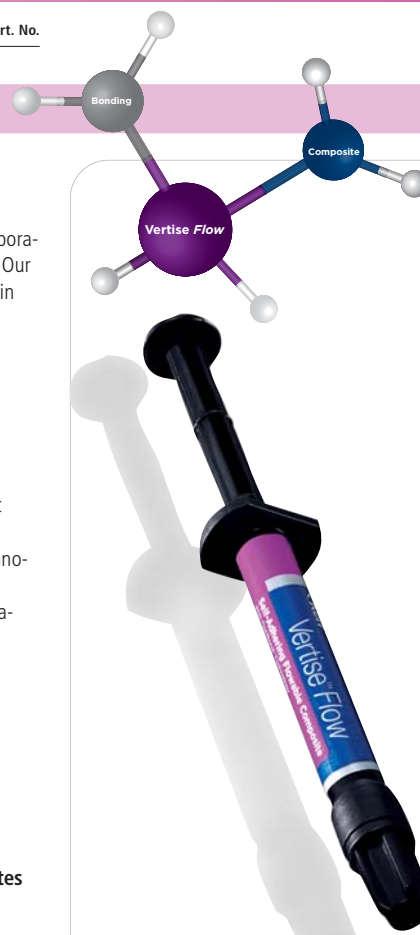
Vertise™ Flow greatly simplifies the direct restorative procedure for today's time-challenged dentist by incorporating a bonding agent into a flowable, which is powered by Kerr's renowned OptiBond adhesive technology. Our leadership in resin restorative dentistry comes after decades of advancements in composites and expertise in adhesives both of which come together in Vertise Flow.

#### Indications:

- Liner under large class I and II restorations
- Pit and fissure sealant
- Small class I and II restorations
- Porcelain repairs

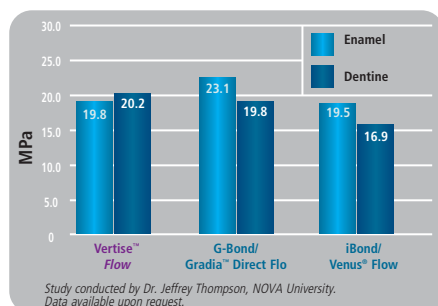
#### Features:

- **Self-adhering.** No separate bonding protocol required. A simplified restorative procedure with excellent performance.
- **High bond strengths to dentin and enamel.** Incorporates clinically proven OptiBond® adhesive technology for excellent bonds to dentin and enamel.
- **Universal use.** Unique self-adhering property gives new opportunities for use in wide selection of indications and situations.
- **Reduced post-op sensitivity.**
- **Easy handling.** Non-slumping property creates an ideal viscosity for different indications.
- **Low microleakage.** Excellent marginal integrity and reduced voids.




#### Independent Research

Shear Bond Strength to other Flowable Composite-Adhesive Combinations



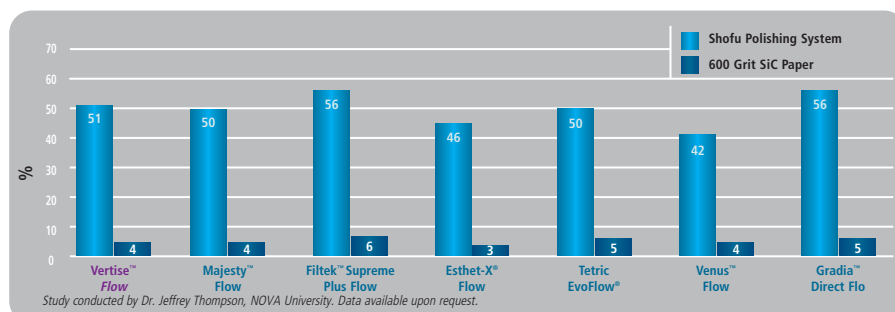
Microleakage of Various Flowable Composites and Dental Adhesives Microleakage (Small Class I)




Vertise Flow's incorporated adhesive creates a tenacious bond to tooth structure and protects against microleakage. Vertise Flow exhibits shear bond strengths to dentin and enamel comparable to other self-etch adhesives.



Gloss Value of Various Flowable Composites



Initial polish and gloss retention are both important for flowable composites to maintain esthetics of restorations over time. After abrasive treatments, Vertise Flow displays similar gloss characteristics to those of traditional flowable composites.



Small class I restoration build up with Vertise Flow, case courtesy of Dr. Alessandro Vichi

<b>Vertise Flow Test-Me Kit</b>	<b>34398</b>
Contents: 1 x 2g syringe A2 shade, 10 application brushes, 10 tips	
<b>Vertise Flow Assorted Kit</b>	<b>34399</b>
Contents: 4 x 2g syringe in A2, A3, A3.5, UO, 40 application brushes, 40 tips	
<b>Vertise Flow Pedodontic Kit</b>	
Contents: 4 x 2g syringe in shades A1, B1, XL, Translucent, 40 application brushes, 40 tips	
<b>34400</b>	
<b>Refill Packs</b>	
<b>2 x 2g syringes, 20 application brushes, 20 tips</b>	
A1	34401
A2	34402
A3	34403
A3.5	34404
B1	34405
B2	34406
Universal Opaque	34407
XL	34408
Translucent	34409
Refill 25 pcs application brushes and tips	34410

For more information on Vertise Flow visit the web page: [www.vertiseflow.com/eu](http://www.vertiseflow.com/eu)



**NEW** SonicFill™ System

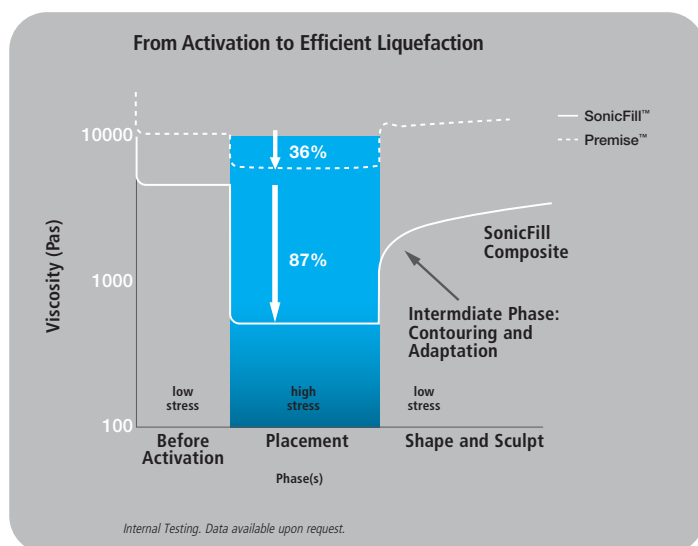
**SonicFill – the new, fast and easy Composite Filling System for posterior restorations. Fill faster with Sonic Energy.**

SonicFill System enables clinicians to perform posterior restorations with an easy-to-use, single-step procedure that combines the advantages of a flowable composite with a universal composite. SonicFill System is comprised of a KaVo handpiece that enables sonic activation of a specially designed and conveniently delivered composite from Kerr. SonicFill's proprietary sonic activation significantly reduces the composite's viscosity to rapidly fill the cavity. Dentists utilizing SonicFill are able to reduce time for placement, packing and sculpting their restorations.

**The SonicFill Difference.**

**SonicFill's technology is unlike any other composite material on the market.**

SonicFill's composite incorporates a highly-filled proprietary resin with special modifiers that react to sonic energy. As sonic energy is applied through the handpiece, the modifier causes the viscosity to drop (up to 87%), increasing the flowability of the composite enabling quick placement and precise adaptation to the cavity walls. Thanks to the sonic energy, moreover, the composite material is vibrated during the extrusion, eliminating the risk of creating voids or air bubbles entrapment. When the sonic energy is stopped, the composite returns to a more viscous, non-slumping state that is perfect for carving and contouring.



[www.sonicfill.eu](http://www.sonicfill.eu)

**Profit from faster posterior restorations.**

Placing posterior composite restorations has always been a tedious procedure, cutting into your time and draining your bottom line. SonicFill is the first and only easy-to-use, single-step "Bulk Fill" composite system that, unlike conventional "Bulk Fill" flowable composites, doesn't require an additional capping layer. Now you truly have the ability to place, adapt and cure posterior restorations with a single increment of material. It really is that easy! Simply place a single increment, contour, cure for 20 seconds and polish. It really is that fast!

**The result:**

- effortless placement
- great voids reduction
- superior adaptation
- excellent sculptability
- easy handling
- easy carving without stickiness
- NO need for 2 mm layering



Features and Benefits

FAST

- Depth of cure up to 5 mm allows to fill in single-step for cavities up to 5 mm
- Adapting is possible directly with the tip - filling and adapting without need of packing instruments in one step
- Low set up time for assistant and lower number of hand instruments = short handling time

RELIABLE

- Lower viscosity of composite grants a better adaptation to the cavity walls and sonic activation minimizes voids in the composite
- Low shrinkage of composite material and lower shrinkage stress during polymerisation
- Faster restorations without compromising clinical performances

EASY

- Small ergonomic Unidose™ Tip allows easy access to the cavity
- Foot switch and 5 dispensing speed settings for control of composite delivery
- Improved handling – non-sticky, non-slumping composite with optimal sculptability
- Full bonding compatibility – compatible with all bonding systems, both total etch and self-etch

The Reliable Filling System.

How does it work?

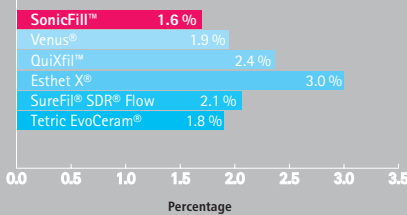
Sonic activation of the composite dramatically lowers the viscosity during placement providing superior adaptation to the cavity walls. The composite then returns to a non-slumping, sculptable state making contouring anatomy fast and efficient.

And with SonicFill's extraordinary strength, low shrinkage and high depth of cure, you'll never have to sacrifice quality for speed.

Performance That Makes a Good Impression.

Volumetric Shrinkage

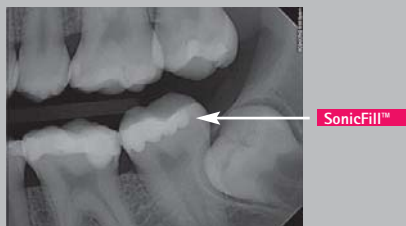
The SonicFill composite is highly-filled by weight (83.5%) and has an industry-low volumetric shrinkage of 1.6 %.



Study conducted by Dr. Jeffrey Thompson, NOVA University. Data available upon request.

Radiopacity

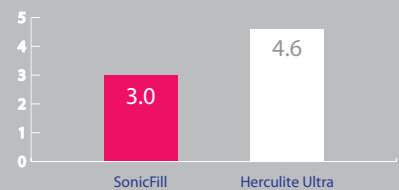
SonicFill's radiopacity is well in excess of both enamel and dentin. This X-ray illustrates its superior adaptation to challenging prep design.



Case image courtesy of Dr. Ron Jackson

Shrinkage Stress

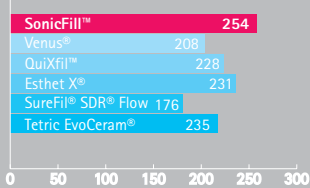
Low shrinkage resin and high filler load of SonicFill leads to lower shrinkage stress. Shrinkage stress of SonicFill was compared with Herculite Ultra, the results showed about 30 % lower shrinkage stress.



Internal Kerr Data. Available upon request.

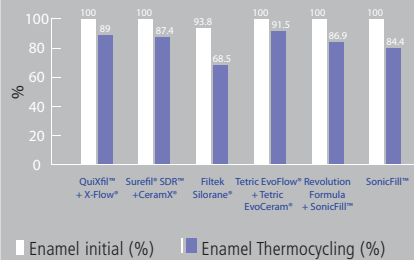
Compressive Strength

In-vitro testing have shown that SonicFill is one of the strongest composite restorative materials available.



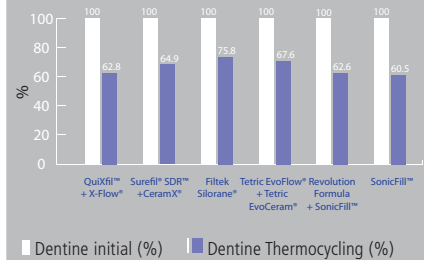
Study conducted by Jeffrey Y. Thompson, NOVA University. Data available upon request.

Marginal Integrity on Enamel



Study conducted by Prof. Roland Frankenberger, University of Marburg. Data available upon request.

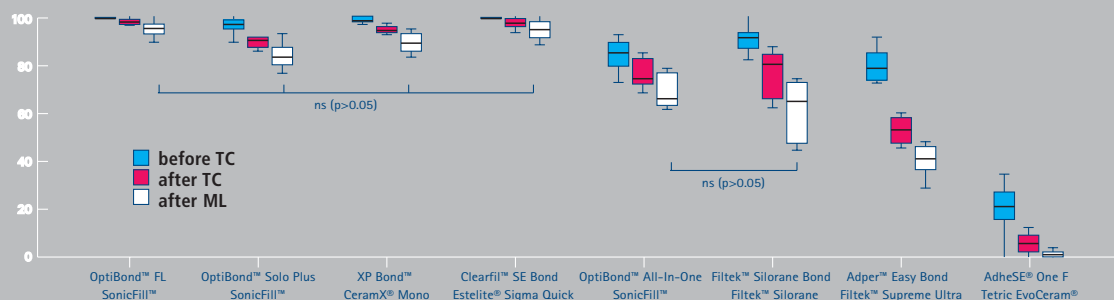
Marginal Integrity on Dentine



Study conducted by Prof. Roland Frankenberger, University of Marburg. Data available upon request.

Continuous Margin

Amount of "continuous margin" in % of the entire margin length in enamel before and after thermocycling (TC) and after mechanical loading (ML) for the tested adhesive systems in Class I cavities



Study conducted by Dr. Uwe Blunck, Charité University of Berlin. Data available upon request.

QuiXfil™, X-Flow®, Surefil® SDR™, CeramX®, Tetric EvoFlow®, Tetric EvoCeram®, XP Bond™, Clearfil™ SE Bond, Filtek™ Silorane, Adper™ Easy Bond, Filtek™ Supreme Ultra, AdheSE® One F, Esthet X®, Venus® are not trademarks of Kerr Corporation.

**Predictable results with improved adaptability.**

The change of viscosity and improved wettability after sonic activation of the composite enables better adaptation to the cavity walls. The composite in the phase of sculpting is highly responsive to the shear stress and allows to adapt tightly in the cavity. This leads to good predictable results for restorations done with SonicFill.

**Core Build Up Indications.**

Thanks to the sonic energy and the great physical properties, SonicFill is indicated also for core build up restorations. The material flows and adapts very well both to the cavity walls and the post surfaces, ensuring an homogeneous reconstruction the hardness of which facilitates the shaping of the preparation.

**Independent in-vitro studies.**

The technology of single-step restorations up to 5 mm depth has been tested and validated in independent studies in Europe and USA. The most important in-vitro results were investigating the marginal integrity on dentine and enamel and marginal integrity on enamel with different bonding agents.



SonicFill - Core Build Up

*courtesy of Prof. Gérard Aboudharam*



SonicFill - Posterior restoration



*Courtesy of Prof. Joseph Sabbagh*

**SonicFill System Intro Kit**

Contents: 1 x SONICfill Handpiece, 1 x Getting Started Pack with 5 Unidose Tips and 5 Tooth Models, 10 x 0,3g SonicFill Unidose Tips A1, 20 x 0,3g SonicFill Unidose Tips A2, 30 x 0,3g SonicFill Unidose Tips A3, Video Guide DVD, Technique Card, Instruction for use SonicFill Composite, Instruction for use SONICfill Handpiece

SonicFill Intro Kit Italy	1.007.7401.IT
SonicFill Intro Kit Germany/Austria	1.007.7401.DE
SonicFill Intro Kit Czech Republic	1.007.7401.CZ
SonicFill Intro Kit Switzerland	1.007.7401.CH
SonicFill Intro Kit Sweden	1.007.7401.SE
SonicFill Intro Kit Norway	1.007.7401.NO
SonicFill Intro Kit Finland	1.007.7401.FI
SonicFill Intro Kit Estonia	1.007.7401.EE
SonicFill Intro Kit Denmark	1.007.7401.DK
SonicFill Intro Kit UK/SA	1.007.7401.UK
SonicFill Intro Kit BE/LU/NL	1.007.7401.BNL
SonicFill Intro Kit France	1.007.7401.FR
SonicFill Intro Kit Slovakia	1.007.7401.SK
SonicFill Intro Kit Hungary	1.007.7401.HU
SonicFill Intro Kit Poland	1.007.7401.PL
SonicFill Intro Kit Turkey	1.007.7401.TU
SonicFill Intro Kit Spain	1.007.7401.SP
SonicFill Intro Kit Romania	1.007.7401.RO
SonicFill Intro Kit Russia	1.007.7401.RU
SonicFill Intro Kit Bulgaria	1.007.7401.BU
SonicFill Intro Kit Greece	1.007.7401.GR



Each tip contains 0,3 g of composite. The weight refers to the extruded composite that flows out from the tip.

**Sonicfill Handpiece**

Contents: 1 x SonicFill Handpiece\*, Instruction for Use

SonicFill Handpiece Italy	1.007.7400.IT
SonicFill Handpiece Germany/Austria	1.007.7400.DE
SonicFill Handpiece Czech Republic	1.007.7400.CZ
SonicFill Handpiece Switzerland	1.007.7400.CH
SonicFill Handpiece Sweden	1.007.7400.SE
SonicFill Handpiece Norway	1.007.7400.NO
SonicFill Handpiece Finland	1.007.7400.FI
SonicFill Handpiece Estonia	1.007.7400.EE
SonicFill Handpiece Denmark	1.007.7400.DK
SonicFill Handpiece UK/SA	1.007.7400.UK
SonicFill Handpiece BE/LU/NL	1.007.7400.BNL
SonicFill Handpiece France	1.007.7400.FR
SonicFill Handpiece Slovakia	1.007.7400.SK
SonicFill Handpiece Hungary	1.007.7400.HU
SonicFill Handpiece Poland	1.007.7400.PL
SonicFill Handpiece Turkey	1.007.7400.TU
SonicFill Handpiece Spain	1.007.7400.SP
SonicFill Handpiece Romania	1.007.7400.RO
SonicFill Handpiece Russia	1.007.7400.RU
SonicFill Handpiece Bulgaria	1.007.7400.BU
SonicFill Handpiece Greece	1.007.7400.GR


\* KaVo SonicFill Handpiece with KaVo MULTiflex Connection



**Refill Packs**

Contents: 20x0.3g Unidose tips

SonicFill Unidose Refill A1	35182
SonicFill Unidose Refill A2	35183
SonicFill Unidose Refill A3	35184
SonicFill Unidose Refill B1	35330



**MULTiflex couplings**

Multiflex Coupling 465LED Italy	1.007.3197.IT
Multiflex Coupling 465LED Germany/Austria	1.007.3197.DE
Multiflex Coupling 465LED Czech Republic	1.007.3197.CZ
Multiflex Coupling 465LED Sweden	1.007.3197.SE
Multiflex Coupling 465LED Finland	1.007.3197.FI
Multiflex Coupling 465LED Estonia	1.007.3197.EE
Multiflex Coupling 465LED Denmark	1.007.3197.DK
Multiflex Coupling 465LED UK	1.007.3197.UK
Multiflex Coupling 465LED BE/LU/NL	1.007.3197.BNL
Multiflex Coupling 465LED France	1.007.3197.FR
Multiflex Coupling 465LED Slovakia	1.007.3197.SK
Multiflex Coupling 465LED Poland	1.007.3197.PL
Multiflex Coupling 465LED Spain	1.007.3197.ES
Multiflex Coupling 465LED Romania	1.007.3197.RO
Multiflex Coupling 465LED Switzerland	1.007.3197.CH
Multiflex Coupling 457 Italy	0.553.1210.IT
Multiflex Coupling 457 Germany/Austria	0.553.1210.DE
Multiflex Coupling 457 Sweden	0.553.1210.SE
Multiflex Coupling 457 UK	0.553.1210.UK
Multiflex Coupling 457 BE/LU/NL	0.553.1210.BNL
Multiflex Coupling 457 France	0.553.1210.FR
Multiflex Coupling 457 Spain	0.553.1210.ES
Multiflex Coupling 457 Switzerland	0.553.1210.CH
Multiflex Coupling 454N Turkey	0.553.1620.TU

**PREMISE**

The new version of Premise has improved wettability, adaptation to the cavity walls and easier sculptability without slumping or pull-back of the composite. These improvements enhance the user-friendliness of the composite while keeping its great aesthetics and low shrinkage of the material.

**PREMISE Syringe Standard Kit****35457**

Contents: 1 x 4g Syringe of each shade: Enamel A2, A3, A3.5, B2, Dentine A2, A3, A3.5, Translucent Clear, OptiBond XTR Primer 5 ml, OptiBond XTR Adhesive 5 ml, 50 Applicator Tips, KerrHawe Polishing Kit\*

**PREMISE Unidose Standard Kit****35458**

Contents: 10 x 0.2g Unidose tips of each shade: Enamel A2, A3, A3.5, B2, Dentine A2, A3, A3.5, Translucent Clear, OptiBond XTR Primer 5 ml, OptiBond XTR Adhesive 5 ml, 50 Applicator Tips, KerrHawe Polishing Kit\*

**PREMISE Syringe Mini Kit****35372**

Contents: 1 x 4g Syringe of each shade: Enamel A2, A3, Dentine A3, OptiBond Solo Plus 5 ml, 50 Applicator Tips

**PREMISE Unidose Mini Kit****35373**

Contents: 10 x 0.2g Unidose tips of each shade: Enamel A2, A3, Dentine A3, OptiBond Solo Plus 5 ml

**\*Hawe Polishing Kit**

(15 x 12.6mm OptiDisc® – 5 of each Coarse/Medium, Fine and Extra-Fine, 2 OptiDisc® mandrels,  
4 x Gloss<sup>PLUS</sup> Polishers – 2 of each Flame and Cup, 4 x HiLuster<sup>PLUS</sup> Dia Polishers – 2 of each Flame and Cup)

**NEW FORMULATION**

Cases courtesy of Dr. Douglas Terry



**PREMISE Enamel Shades Refill Packs**

**1 x 4g Syringe**

A1	32712
A2	32713
A3	32714
A3.5	32715
A4	32716
B1	32717
B2	32718
B3	32719
B4	32720
C1	32721
C2	32722
C3	32723
C4	32724
D2	32725
D3	32726
D4	32727
XL1	32728
XL2	32729

**20 x 0.2g Unidose tips**

A1	32745
A2	32746
A3	32747
A3.5	32748
A4	32749
B1	32750
B2	32751
B3	32752
B4	32753
C1	32754
C2	32755
C3	32756
C4	32757
D2	32758
D3	32759
D4	32760
XL1	32761
XL2	32762

**PREMISE Translucent Shades**

**1 x 4g Syringe**

Amber	32738
Grey	32739
Clear	32740

**1 x 3g Syringe**

Super Clear	32741
-------------	-------

**20 x 0.2g Unidose tips**

Amber	32771
Grey	32772
Clear	32773
Super Clear	32774

**PREMISE Dentine Shades**

**1 x 4g Syringe**

A2	32730
A3	32731
A3.5	32732
A4	32733
B1	32734
B2	32735
C2	32736
D2	32737

**20 x 0.2g Unidose tips**

A2	32763
A3	32764
A3.5	32765
A4	32766
B1	32767
B2	32768
C2	32769 E
D2	32770



Part. No.

### Premise Flowable

Premise flowable is a medium viscosity, nano-filled, light-cured composite suitable for numerous direct applications. Pre-polymerized filler, nano-filler and proven Point 4 technology are combined to deliver optimal strength and durability.

- Offers excellent mechanical strength and reduced polymerization shrinkage.
- Sculptable yet flowable, non-slumping.
- Excellent caries detection
- Esthetic restorative choice for universal use
- Used in anterior and posterior applications including base/liner and sealant.

**PREMISE Flowable Assorted Kit** 33371

Contents: 1 x 1.7g Syringe of each shade: A1, A2, A3, B1, 40 tips

**Refills – 4 Pack**

4 x 1.7g Syringes of each shade, 40 tips

A1	33372
A2	33373
A3	33374
A3,5	33375
B1	33376
B2	33385
C2	33377
Universal Opaque	33378
XL1	33379
XL2	33380

Tip Refills (50) 33370

**Refills – 1 Pack**

1 x 1.7g Syringe, 10 tips

A1	33721
A2	33722
A3	33723
A3,5	33724
B1	33725
B2	33726
C2	33727
Universal Opaque	33728
XL1	33729
XL2	33730



Matrices wable 4 pack

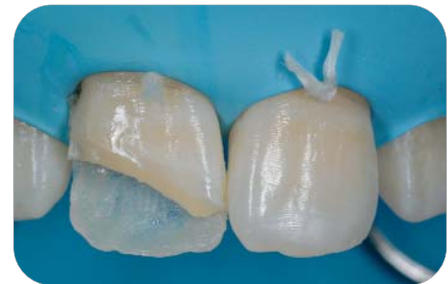
33371



### Herculite® XRV Ultra™

Herculite® XRV has been the industry standard for dental composites for 20 years. True to the Kerr legacy of developing innovative, quality products for dentistry, Kerr makes history again by launching another new addition to the Kerr composite family: Herculite® XRV Ultra™ nanohybrid composite. Based on the latest nanofiller technology, in addition to offering improved handling, polishability and wear resistance, Herculite XRV Ultra delivers an improved lifelike appearance to final restorations by replicating the opalescence and fluorescence of the natural tooth.

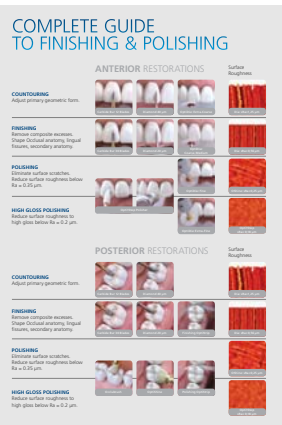
- **Introduction of nanofillers.** Results in outstanding polishability and long-lasting luster with natural aesthetics.
- **Improved aesthetics.** Natural opalescence and fluorescence for lifelike appearance of final restoration.
- **Improved handling.** Non-sticky, non-slumpy formula with great sculptability and adaptation to tooth.
- **High mechanical strength.** For the durability and reliability the Herculite brand stands for.
- **Proven technology.** Sound technology based on the original Herculite XRV platform brings peace of mind.



NEW

### Herculite XRV Ultra Aesthetic Kit

The new Herculite XRV Ultra Aesthetic Kit has been created with the aim to offer the dentist full range of products for creating high aesthetic anterior and posterior restorations. The newly developed Stratification Guide with step-by-step guidelines for correct stratification using two-layer or multi-layer shading technique in anterior and posterior region is included in the kit. Following the guidelines enables the dentist to get the best results from Herculite XRV Ultra composite material achieving lifelike results and perfect Vita shade match. This eliminates any trial and error for adopting new shading system.



Case courtesy of Prof. Angelo Putignano



Part. No.

**Herculite XRV Ultra Aesthetic Kit Unidose 35485**

Contents: 6 Unidoses (10 x 0.2g) in shades: Enamel A2, A3, A3.5, Dentine A2, A3, Medium Incisal  
Kolor Plus 2 x bottles – White and Blue colour, OptiStrip Finishing & Polishing, Stratification Guide, Finishing and Polishing kit\*

**Herculite XRV Ultra Aesthetic Kit Syringe 35486**

Contents: 6 Syringes (4g): Enamel A2, A3, A3.5, Dentine A2, A3, Medium Incisal  
Kolor Plus 2 x bottles – White and Blue colour, OptiStrip Finishing & Polishing, Stratification Guide, Finishing and Polishing kit\*

\*Finishing and Polishing kit contains: 5 x OptiDiscs Coarse-Medium, Fine, Extra-Fine, 1 x Occlubrush, 1 x OptiShine, Opti1Step Polishers Disc and Flame, 2 x carbide burs, 2 x diamond burs



**Herculite XRV Ultra Standard Kit Syringe 33856**

Contents: 10 Syringes (4 g) in shades: Enamel A1, A2, A3, A3.5, B2, B3, C2, D2 Dentine A2, A3, Accessories\*

**Herculite XRV Ultra Standard Kit Unidose 33857**

Contents: 10 Unidoses® (10x0.2 g) in shades: Enamel A1, A2, A3, A3.5, B2, B3, C2, D2 Dentine A2, A3, Accessories\*

**Herculite XRV Ultra Intro Kit Syringe 33858**

Contents: 6 Syringes (4 g) in shades: Enamel A1, A2, A3, A3.5, D2 - Dentine A2, Accessories\*

**Herculite XRV Ultra Intro Kit Unidose 33859**

Contents: 6 Unidoses® (10x0.2 g) in shades: Enamel A1, A2, A3, A3.5, D2 - Dentine A2, Accessories\*

\*Accessories:

1 Premise Flowable A2 composite (1.7 g), 10 Tips for flowable composite, 1 OptiBond® Solo Plus™ Bottle (5 ml)  
1 Gel Etchant (3 g), 1 OptiDisc® Sample Kit with 15 pcs of Extra-Coarse, Coarse/Medium, Fine and Extra-Fine OptiDiscs size 12.6 mm and 2 mandrels, 25 Mixing Wells, 50 Applicator Tips, 10 Gel Etchant Syringe Tips



**Herculite XRV Ultra Mini Kit Syringe with OptiBond Solo Plus 33860**

Contents: 3 Syringes (4 g): Enamel A2, A3 and Dentin A2, 1 OptiBond Solo Plus Bottle (5 ml), 1 Gel Etchant (3 g), 25 Mixing Wells, 50 Applicator Tips.

**Herculite XRV Ultra Mini Kit Unidose with OptiBond Solo Plus 34071**

Contents: 3 Unidoses® (10x0.2 g): Enamel A2, A3 and Dentin A2, 1 OptiBond Solo Plus Bottle (5 ml), 1 Gel Etchant (3 g), 25 Mixing Wells, 50 Applicator Tips.

**Herculite XRV Ultra Mini Kit Syringe with OptiBond All-in-one 34956**

Contents: 3 Syringes (4g) in shades: Enamel A2, A3. Dentine A3, 1 syringe Premise Flowable A3 composite (1.7g), 10 Tips for flowable composite, 1 OptiBond All-in-One bottle (5ml), 50 Applicator tips

**Herculite XRV Ultra Mini Kit Unidose with OptiBond All-in-one 34957**

Contents: 3 Unidoses® (10x0.2 g): in shades: Enamel A2, A3. Dentine A3, 1 syringe Premise Flowable A3 composite (1.7g), 10 Tips for flowable composite, 1 OptiBond All-in-One bottle (5ml), 50 Applicator tips

**Herculite XRV Ultra Enamel shades Refill Packs**

**1 x 4 g Syringe**

Enamel XL	34001
Enamel A1	34002
Enamel A2	34003
Enamel A3	34004
Enamel A3.5	34005
Enamel A4	34006
Enamel B1	34007
Enamel B2	34008
Enamel B3	34009
Enamel B4	34010
Enamel C1	34011
Enamel C2	34012
Enamel C3	34013
Enamel C4	34014
Enamel D2	34015
Enamel D3	34016
Enamel D4	34017
Incisal - Neutral	34027

**20 x 0,2g Unidose tips**

Enamel XL	34028
Enamel A1	34029
Enamel A2	34030
Enamel A3	34031
Enamel A3.5	34032
Enamel A4	34033
Enamel B1	34034
Enamel B2	34035
Enamel B3	34036
Enamel B4	34037
Enamel C1	34038
Enamel C2	34039
Enamel C3	34040
Enamel C4	34041
Enamel D2	34042
Enamel D3	34043
Enamel D4	34044
Incisal - Neutral	34054

**Herculite XRV Ultra Dentine shades Refill Packs**

**1 x 4 g Syringe**

Dentine A1	34018
Dentine A2	34019
Dentine A3	34020
Dentine A3.5	34021
Dentine B1	34022
Dentine B2	34023
Dentine C2	34024
Dentine D2	34025
Dentine D3	34026

**20 x 0,2g Unidose tips**

Dentine A1	34045
Dentine A2	34046
Dentine A3	34047
Dentine A3.5	34048
Dentine B1	34049
Dentine B2	34050
Dentine C2	34051
Dentine D2	34052
Dentine D3	34053

**Herculite XRV Ultra Incisal Refill Packs**

**1 x 4 g Syringe**

Medium Incisal	35371
----------------	-------

**20 x 0,2g Unidose tips**

Medium Incisal Unidose	35370
------------------------	-------



Part. No.

### Herculite® XRV™

Light curing micro-hybrid composite material in syringes or unidose.

Anterior and posterior restorations including: Class I, Class II, Class III, Class IV, Class V, cervical erosions and direct facings:

- Contents app. 79 % inorganic filler (by weight) with an average particle size of 0.6 µm
- Long-term clinical studies provide evidence of proven reliability and durability
- Excellent handling properties allow anatomical shaping without slumping
- 16 Vita® enamel shades and 16 Vita® dentine shades plus 2 incisal, 1 cuspal and 3 cervical shades for outstanding aesthetics

Vita® is a trademark of Vita Zahnfabrik, Germany.



Fracture of Dentin

#### Herculite XRV Esthetic Kit with OptiBond Solo Plus

30893

This comprehensive kit is arranged in two separate cases for ease of use; the first case holds two trays and the second case holds one tray.

Contents: 1 x 5g Syringe of each shade:

A Range Enamel - A1, A2, A3, A3.5, A4 / B Range Enamel - B1, B2, B3, B4

C Range Enamel - C1, C2, C3, C4 / D Range Enamel - D2, D3, D4

1 x 5g Syringe of each shade:

A Range Dentine - A2, A3, A3.5 / B Range Dentine - B1, B2

C Range Dentine - C2 / D Range Dentine - D2

1 x 2,5g Syringe of each shade: Incisal Medium and Incisal Light,

5 ml bottle OptiBond Solo Plus, 50 disposable applicator tips, 25 disposable mixing wells,

1 x 3 g Gel Etchant syringe with 10 disposable tips



Filling with Herculite XRV

#### Herculite XRV General Kit with OptiBond Solo Plus

30894

Contents: 1 x 5g Syringe of each shade:

A Range Enamel - A1, A2, A3, A3.5 / B Range Enamel - B1, B3

C Range Enamel - C2, C3 / D Range Enamel - D2, D3

1 x 5g Syringe of each shade:


A Range Dentine A2 / B Range Dentine B1

C Range Dentine C2 / D Range Dentine D2

1 x 2,5g Syringe of each shade: Incisal Medium and Incisal Light,

5 ml bottle OptiBond Solo Plus, 50 disposable applicator tips, 25 disposable mixing wells,

1 x 3 g Gel Etchant syringe with 10 disposable tips



Herculite XRV

#### Herculite XRV Enamel Syringe Refill Packs

##### 1 x 5 g Syringe

##### A Range

Enamel A1	22859
Enamel A2	22860
Enamel A3	22861
Enamel A3.5	22862
Enamel A4	22863

##### B Range

Enamel B1	22864
Enamel B2	22865
Enamel B3	22866
Enamel B4	22867

##### C Range

Enamel C1	22868
Enamel C2	22869
Enamel C3	22870
Enamel C4	22871

##### D Range

Enamel D2	22872
Enamel D3	22873
Enamel D4	22874

**Herculite XRV Dentine Syringe Refill Packs**

**1 x 5 g Syringe**

**A Range**

Dentine A1	23391
Dentine A2	22875
Dentine A3	22876
Dentine A3.5	22877
Dentine A4	23390

**B Range**

Dentine B1	22878
Dentine B2	22879
Dentine B3	23389
Dentine B4	23388

**C Range**

Dentine C1	23387
Dentine C2	22880
Dentine C3	23386
Dentine C4	23385

**D Range**

Dentine D2	22881
Dentine D3	23384
Dentine D4	23392

**Herculite XRV Cervical Syringe Refill Packs**

**1 x 5 g Syringe**

Cervical red/brown	29832
Cervical yellow/brown	29834

**Herculite XRV Incisal Syringe Refill Packs**

**1 x 2.5 g Syringe**

Light	22882
Medium	22883

**Herculite® XRV™ Unidose**

The clinically proven micro-hybrid anterior and posterior restorative composite in a wide range of Vita® enamel and dentin shades plus two incisal shades. Pre-filled composite tips (0.25 g in each tip) Vita® is a trademark of Vita Zahnfabrik, Germany.

**Herculite XRV Unidose Kit with OptiBond Solo Plus**

30895

Contents: 10 x 0.25 g Unidose tips of each shade:

A Range Enamel - A1, A2, A3, A3.5 / B Range Enamel - B1, B3

C Range Enamel - C2, C3 / D Range Enamel - D2, D3

10 x 0.25 g Unidose tips of each shade:

A Range Dentin - A2 / B Range Dentin - B1

C Range Dentin - C2 / D Range Dentin - D2

10 x 0.25 g Unidose tips of each shade: Incisal Medium and Incisal Light, 5 ml bottle OptiBond Solo Plus, 50 disposable applicator tips, 25 disposable mixing wells, 1 x 3 g Gel Etchant syringe with 10 disposable tips

**Herculite XRV Enamel Unidose Refill Packs**

**20 x 0.25g Unidose tips**

**A Range**

Enamel A1	23036
Enamel A2	23037
Enamel A3	23038
Enamel A3.5	23039
Enamel A4	23040

**B Range**

Enamel B1	23041
Enamel B2	23042
Enamel B3	23043
Enamel B4	23044



Herculite XRV Unidose Kit with OptiBond Solo Plus 30895

Part. No.

**C Range**

Enamel C1	23045
Enamel C2	23046
Enamel C3	23047
Enamel C4	23048

**D Range**

Enamel D2	23049
Enamel D3	23050
Enamel D4	23051

**Herculite XRV Enamel Dentine Unidose Refill Packs**

**20 x 0.25g Unidose tips**

**A Range**

Dentine A2	23052
Dentine A3	23053
Dentine A3.5	23054

**B Range**

Dentine B1	23055
Dentine B2	23056

**C Range**

Dentine C2	23057
------------	-------

**D Range**

Dentine D2	23058
------------	-------

**Herculite XRV Enamel Incisal Unidose Refill Packs**

**20 x 0.25g Unidose tips**

Light	23059
Medium	23060

**Kolor + Plus® Resin Colour Modifier**

Colour modifiers and opaquers for use with composite restorations. It's the perfect way to enhance and extend your ability to match natural dentition. With Kolor + Plus, you can create just the right tint for occlusal surfaces, highlight gingival areas, simulate developmental grooves and reproduce subtle details to make a restoration truly lifelike.

**Kolor + Plus Refill Packs (2 ml bottles)**

Yellow	23394
Lavender	23395
Brown	23396
Blue	23397
White	23398
Red	23399
Grey	23400
Untinted	23401
Ochre	23404
Opaque A1	23402
Opaque A3	23403



Kolor + Plus



Prepared cavity



Final result



### Point4

Optimised Particle Composite System with an average particle size of 0.4 µm. This Micro-Hybrid composite for anterior and posterior restorations is available in 16 Vita® shades, 3 Xtra light, 3 Translucent shades and 8 Opaque shades. Point4™ gives you the aesthetics, strength and true vitality currently only available by using a combination of hybrid and micro-filled materials.

**Point4 Syringe Intro Kit** 29687

Contents: 1 x 4 g Syringe of each shade: A2, A3, A3.5, B2, T1, 1 x 5 ml bottle OptiBond Solo Plus, 2 x 3 g Syringes Gel Etchant, 20 Disposable Gel Etchant Syringe tips, 25 Disposable mixing wells, 50 Disposable applicator tips

**Point4 Syringe Refill Packs**

**1 x 4 g Syringe**

**A Range**

A1	29876
A2	29877
A3	29878
A3.5	29879
A4	29880

**B Range**

B1	29881
B2	29882
B3	29883
B4	29884

**C Range**

C1	29885
C2	29886
C3	29887
C4	29888

**D Range**

D2	29889
D3	29890
D4	29891

**Xtra Light**

XL1	29892
XL2	29893

**Translucent**

T1	29895
T2	29896
T3	29897

**Opaque**

A2	31360
A3	31361
A3.5	31362
B1	31364
B2	31365



Point4 Syringe Kit

29687



Reconstruction with Point4



Final result

Part. No.

**Point4 Unidose Kit 29688**

Contents: 10 x 0.2g Unidose tips of each shade:  
A2, A3, A3.5, B2, T1, 1 x 5 ml bottle OptiBond Solo Plus, 2 x 3 g Syringes Gel Etchant, 20 Disposable Gel Etchant Syringe tips, 25 Disposable mixing wells, 50 Disposable applicator tips

**Point4 Unidose Refill Packs**

**20 x 0.2g Unidose tips**

**A Range**

A1	29898
A2	29899
A3	29900
A3.5	29901
A4	29902

**B Range**

B1	29903
B2	29904
B3	29905
B4	29906

**C Range**

C1	29907
C2	29908
C3	29909
C4	29910

**D Range**

D2	29911
D3	29912
D4	29913

**Extra Light**

XL1	29914
XL2	29915

**Translucent**

T1	29917
----	-------

**Opaque**

A2	31368
A3	31369
A3.5	31370



Point4 Unidose Kit

29688

### Revolution Formula 2

Flowable light-cured, hybrid composite for Class III, IV and V Restorations. 60% filled by weight with 0.6 micron particle size filler. Revolution™ Formula 2 flows into the preparation for easier placement and contouring, ideal where minimally invasive techniques are indicated. It is dispensed through a 1 g syringe with an application tip for increased accuracy and finger tip control. Revolution is fast and easy to use and provides excellent colour stability, polishing to an exceptionally high quality aesthetic finish.

**Revolution Formula 2 Intro Kit** **29514**

Contents: 4 x 1 g Syringe of each shade: A2, B3, C3 and Universal Opaque, 20 tips

**Revolution Formula 2 Assorted Kit** **29515**

Contents: 3 x 1 g Syringe of each shade: 1 Incisal, 1 Gingival and 1 White Opaque, 20 tips

**Refills – 4 Pack**

**4 x 1g Syringes, 20 tips**

**A Range**

A1	29493
A2	29494
A3	29495
A3.5	29496
A4	29497

**B Range**

B1	29498
B2	29499
B3	29500

**C Range**

C1	29502
C2	29503
C3	29504
C4	29505

**D Range**

D2	29506
D3	29507
Xtra-Light	29509
Gingival	29510
Light Incisal	29511
Universal Opaque	29512
White Opaque	29513

Dispensing tips Black (100) 22 gauge	450119
Dispensing tips Yellow (100) 20 gauge	450120



Revolution Formula 2 is shown lining a cavity preparation

## Cements and Liners

### Cavalite

Light-cured cavity liner containing hydroxyapatite and glass ionomer powder.

<b>Cavalite</b>	<b>20282</b>
-----------------	--------------

Contents: 10 ml Cavalite, 1 mixing pad



Cavalite

20282

### Life

Calcium hydroxide cavity liner.

<b>Regular Set</b>	
--------------------	--

Standard package	<b>61769</b>
------------------	--------------

Containing: 12 g base, 12 g catalyst, 1 mixing pad

Bulk package	<b>60927</b>
--------------	--------------

Containing: 5 x 12 g base, 5 x 12 g catalyst, 5 mixing pads

<b>Fast Set</b>	
-----------------	--

Standard package	<b>60997</b>
------------------	--------------

Containing: 12 g base, 12 g catalyst, 1 mixing pad

Bulk package	<b>60998</b>
--------------	--------------

Containing: 5 x 12 g base, 5 x 12 g catalyst, 5 mixing pads



Life

61769

### Maxcem Elite

Maxcem Elite self-etch, self-adhesive resin cement for indirect restorations is simplicity refined – with higher bond strengths and superior ease of use – offering proven technology without sacrificing performance: easy to clean up with no hand mixing, and no refrigeration required. For more convenience, intra-oral and root canal tips allow for dispensing of material in areas hard-to-reach.

- **Bond strengths between 22-36 MPa.** High bond strengths without an adhesive.
- **Ease of use.** No need to refrigerate, easy clean up and no hand mixing required.
- **Compatibility with common substrates.** Anterior or posterior ceramics, PFMs and metal restorations and CAD/CAM materials.
- **Efficient self-cure mechanism.** Cures completely in the absence of light.

<b>Maxcem Elite Standard Kit</b>	<b>34055</b>
----------------------------------	--------------

Contents: 5 x 5g syringes (2 x clear, white, white opaque, yellow), 24 automix tips regular, 16 automix tips with wide openings, 8 intra-oral tips, 8 root canal tips, technique guide.

<b>Maxcem Elite Value Kit</b>	<b>34056</b>
-------------------------------	--------------

Contents: 2 x 5g syringe Clear, 11.7g TempBond NE automix syringe, 8 automix tips regular, 8 automix tips with wide openings, 8 intra-oral tips, 8 TempBond automix tips, technique guide.

<b>Maxcem Elite Mini Kit</b>	<b>34057</b>
------------------------------	--------------

Contains: 1 x 5g syringe Clear, 5 x automix tips regular, 4 automix tips with wider openings and 4 intra-oral tips, technique guide.

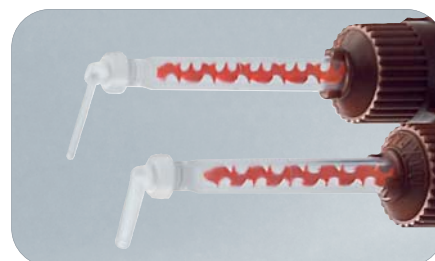
<b>Maxcem Elite Individual Shade Refill Packs</b>	
---	--

Contains: 2 x 5g syringe, 10 x automix tips regular, 8 x automix tips with wide openings, 8 Intra-oral tips, technique guide

Clear	<b>34058</b>
White	<b>34059</b>
White Opaque	<b>34060</b>
Yellow	<b>34061</b>
Brown	<b>34062</b>

<b>Accessories</b>	
--------------------	--

40 Maxcem Elite Mixing tips regular	<b>34074</b>
8 Maxcem Elite Intra-oral tips, automix tips (wide)	<b>34075</b>
8 Maxcem Elite Root canal tips, automix tips (wide)	<b>34076</b>



Root canal tip and intra-oral tip



Maxcem Elite Standard Kit

34055

Case courtesy of Dr. Robert A. Lowe

Part. No.

### NX3

Universally indicated for all indirect applications, NX3 is a permanent resin cement system with an innovative chemistry for unmatched aesthetics, adhesion and great versatility. Delivery system choices include an automix syringe for dual-cure indications and a light-cure cement for multiple units where unlimited work time is needed. The automixing dual-cure cement can be used for all indirect applications, including veneers. With Kerr's proprietary aminefree initiator system and optimized resin matrix, NX3 is the first truly colour-stable adhesive resin cement.

- **Simplified delivery.** Dual-cure automix syringe eliminates hand mixing.
- **Light-cure applications.** Cement for veneers and indications requiring unlimited work time.
- **Bonds to all substrates.** Excellent adhesion to dentin, enamel, CAD/CAM blocks, ceramic, porcelain, resin and metal.
- **Self-etch or total-etch.** Bonding protocol compatibility. No dual-cure activator required.
- **Superior colour stability.** Long-term aesthetics for both dual-cure and light-cure cements.
- **Optimal handling.** Easy cleanup in gel state.

<b>NX3 Intro Kit</b>	<b>33642</b>
----------------------	--------------

Contains 1 Syringe Dual-Cure (5 g) of each shade: clear, white and yellow; 1 Syringe Light-Cure (1.8 g) of each shade: clear, white and yellow; 1 Syringe Try-In Gel (3 g) of each shade: clear, white and yellow; 1 Bottle Silane Primer (5 ml); 24 Automix Tips; Technique Guide and Directions for Use

<b>NX3 Trial Kit</b>	<b>33653</b>
----------------------	--------------

Contains 1 Syringe Dual-Cure (5 g) clear shade, 8 Automix Tips, 5ml bottle OptiBond® All•In•One "Self-Etch" Adhesive, Directions for Use

<b>NX3 Light-Cure Kit</b>	<b>33682</b>
---------------------------	--------------

1 Syringe Light-Cure (1.8 g) of each shade: clear and white; 1 Syringe Try-In-Gel (3 g) of each shade: clear and white; 10 OptiBond Solo Plus Unidose Packets; 1 Syringe (3 g) Gel Etchant; 1 Bottle Silane Primer (5 ml); 10 Applicator Tips; 10 Gel Etchant Syringe Tips; NX3 Instruction for Use

<b>NX3 Refills</b>	
--------------------	--

Automix Dual-Cure Syringe (clear), 5g	33643
Automix Dual-Cure Syringe (white), 5g	33644
Automix Dual-Cure Syringe (yellow), 5g	33645
Automix Dual-Cure Syringe (bleach), 5g	33646
Automix Dual-Cure Syringe (white opaque), 5g	33647
Light-Cure Syringe (clear), 1.8g	33648
Light-Cure Syringe (white), 1.8g	33649
Light-Cure Syringe (yellow), 1.8g	33650
Light-Cure Syringe (bleach), 1.8g	33651
Light-Cure Syringe (white opaque), 1.8g	33652
Try-In Gel (clear), 3g	33656
Try-In Gel (white), 3g	33657
Try-In Gel (yellow), 3g	33658
Try-In Gel (white opaque), 3g	33659
Try-In Gel (bleach), 3g	33660
50 Automix Tips	33655



NX3 Intro Kit



Case Courtesy of Dr. Mitch Condit

## Core build ups

### CoreRestore2™

Dual-cure composite core build-up system offers superior strength and fracture resistance. High filler loading (83 % by weight) provides great strength, utilising the unsurpassed bond strength of the OptiBond Solo Plus technology. Ease-of-use and excellent handling due to new gel and set times. Blue shade available to easily establish the margins of the tooth structure. Light cured shade (untinted) is also available. Contents 6 distinct pre-formed plastic forms for any core build up situation.

CoreRestore2 Refill Packs	
1 x 4 g syringe CoreRestore2 Catalyst Low Viscosity	31300
1 x 4 g syringe CoreRestore2 Catalyst High Viscosity	31301
1 x 4 g syringe CoreRestore2 Base - Universal	31302
1 x 4 g syringe CoreRestore2 Base - White	31303
1 x 4 g syringe CoreRestore2 Base - Blue	31305
1 x 4 g syringe CoreRestore2 HDOC (High Depth of Cure) - Light Cure Only Material (untinted)	31748
CoreRestore2 Empty Unidose Tips and Plugs, (40)	76019



A high depth-of-cure CoreRestore2 material is also available separately. Part. No. 31748

## Alloys

### Contour

Contour® is a dispersed phase admix alloy that features a firm pack without grainy carving. With 70 % spherical and 30 % lathe cut particles, you get more body for better contacts in an easy to condense formulation. Contour helps avoid chipping and flaking of marginal ridges.

Contour 50 Capsules	
<b>Regular Set, brown</b>	
Standard package, 50 x 400 mg capsules single spill	29963
Standard package, 50 x 600 mg capsules double spill	29966
Standard package, 50 x 800 mg capsules triple spill	29969

Contour 500 Capsules	
<b>Regular Set, brown</b>	
Bulk package, 500 x 400 mg capsules single spill	31347
Bulk package, 500 x 600 mg capsules double spill	31348
Bulk package, 500 x 800 mg capsules triple spill	29970



Contour

Part. No.

## Tytin

With a high silver content and patented spherical particle formula, Tytin® produces a consistent amalgam restoration. It is extremely smooth and easy to place and carve. The excellent marginal integrity has been well documented. It maintains its lustre over time and accepts immediate polishing (8 minutes) in Class I restorations.

### Tytin 50 Capsules

#### Regular Set, blue

Standard package, 50 x 400 mg capsules single spill	29945
Standard package, 50 x 600 mg capsules double spill	29948
Standard package, 50 x 800 mg capsules triple spill	29951

#### Slow Set, light blue

Standard package, 50 x 400 mg capsules single spill	29954
Standard package, 50 x 600 mg capsules double spill	29957
Standard package, 50 x 800 mg capsules triple spill	29960

### Tytin 500 Capsules

#### Regular Set, blue

Bulk package, 500 x 400 mg capsules single spill	29946
Bulk package, 500 x 600 mg capsules double spill	31345
Bulk package, 500 x 800 mg capsules triple spill	31346

#### Slow Set, light blue

Bulk package, 500 x 400 mg capsules single spill	29955
Bulk package, 500 x 600 mg capsules double spill	29958
Bulk package, 500 x 800 mg capsules triple spill	29961



Tytin

## Tytin FC (Firm Condensation)

This «hybrid» alloy is neither a spherical nor an admix alloy. The patented particle formula features easier handling than with a traditional admix as there are no heavy lathe-cut particles. Tytin FC® offers the performance of Tytin but with the packing resistance of an admix.

### Tytin FC 50 Capsules

#### Regular Set, dark grey

Standard package, 50 x 400 mg capsules single spill	29981
Standard package, 50 x 600 mg capsules double spill	29984
Standard package, 50 x 800 mg capsules triple spill	29987

#### Fast Set, yellow

Standard package, 50 x 400 mg capsules single spill	29990
Standard package, 50 x 600 mg capsules double spill	29993
Standard package, 50 x 800 mg capsules triple spill	29996

### Tytin FC 500 Capsules

#### Regular Set, dark grey

Bulk package, 500 x 400 mg capsules single spill	29982
Bulk package, 500 x 600 mg capsules double spill	29985
Bulk package, 500 x 800 mg capsules triple spill	29988

#### Fast Set, yellow

Bulk package, 500 x 400 mg capsules single spill	29991
Bulk package, 500 x 600 mg capsules double spill	29994
Bulk package, 500 x 800 mg capsules triple spill	29997



Tytin FC (Firm Condensation)

## Amalgamator SDS Kerr 4000

SDS Kerr 4000 Amalgamator is an universal high-speed amalgamator, controlled by a micoprocessor to ensure a precise and consistent mix. With the width of the oscillating range, the mixing frequency and your selected time, the SDS Kerr 4000 provides a perfect homogeneity and consistency that is ideal for a wide range of amalgams. For safe operation, the SDS Kerr 4000 deactivates by opening the front cover to access the capsule.

### Amalgamator SDS Kerr 4000

61330



Amalgamator SDS Kerr 4000

61330



**Construct**

An ultra high strength polyethylene fibre that is cold gas plasma treated and is pre-silanated with unfilled resin. Unlike Connect, Construct can be handled prior to wetting the Construct fibres. This allows for easier handling saving time and cost.

<b>Construct Kit</b>	<b>30869</b>
Contents: 3 Construct Ribbon spools (pre-silanated) 1 mm, 2 mm and 3 mm (approx. 90 cm length), 3 Construct resins: untinted, light, dark (3.5 g syringe), 1 Set Construct scissors, 1 pair tweezers, 1 each red and blue margin liner	
<b>Construct Refill Ribbon Spool - 1 mm</b>	<b>30870</b>
(approx. 90 cm length)	
<b>Construct Refill Ribbon Spool - 2 mm</b>	<b>30871</b>
(approx. 90 cm length)	
<b>Construct Refill Ribbon Spool - 3 mm</b>	<b>30872</b>
(approx. 90 cm length)	
<b>Construct Refill Resin - Untinted</b>	<b>30873</b>
(3.5 g syringe)	
<b>Construct Refill Resin - Light</b>	<b>30874</b>
(3.5 g syringe)	
<b>Construct Refill Resin - Dark</b>	<b>30875</b>
(3.5 g syringe)	
<b>Construct Scissors</b>	<b>26959</b>



Construct Kit

30869

# Accessories for filling materials


# 4

SUPER TRAY	4.2
MATRICES – ANTERIOR AND CERVICAL	4.3
MATRICES – POSTERIOR	4.5
WEDGES	4.13
COMPOSITE RESTORATIVE SYSTEMS	4.15
AMALGAM ACCESSORIES	4.18
EXCAVATOR	4.19
SUNDRIES	4.20



## Super Tray



 **Super Tray - A neat and handy way to store your small auxiliary items!**

### Super Tray

1620

**Contents 67 assorted products:**


2 OptiDisc coarse/medium 9.6 mm	4181	2 Pro-Brush Natural	841
2 OptiDisc coarse/medium 12.6 mm	4184	2 Pro-Brush Nylon	845
2 OptiDisc fine 9.6 mm	4182	2 Pro-Cup Latch-Type	990
2 OptiDisc fine 12.6 mm	4185	2 Pro-Cup Latch-Type	991
2 OptiDisc Extra-Fine 9.6 mm	4183	2 Pro-Cup Junior	992
2 OptiDisc Extra-Fine 12.6 mm	4186	2 Pro-Cup Junior	993
2 OptiDisc coarse/medium 15.9 mm	4191	2 Mandrel RA	1301
2 OptiDisc Extra-Coarse 12.6 mm	4198	5 Titanium Contoured	
1 OptiDisc Mandrel	195	Matrices premolar bilateral	1590
1 OptiDisc short mandrel	196	5 Titanium Contoured Matrices	
2 OptiShine polishing brush	2513	molar bilateral	1591
3 Prophy-Brushes Screw-Type	0220	3 Prophy-Cup Screw-Type	1801
3 Prophy-Brushes Screw-Type	0240	3 Prophy-Cup Screw-Type	1803
5 Optistrip Finishing, 4 mm	1993	3 Prophy-Cup Screw-Type	1805
5 Optistrip Polishing, 4 mm	1994	2 Prophy-Cup Screw-Type	1810
1 CleanPolish	360	2 Prophy-Cup Screw-Type	1811
1 SuperPolish	361	2 Pro-Cup Junior standard	1812
10 Stopstrip straight 8 mm	641	2 Pro-Cup Junior hard	1813
10 Stopstrip straight 10 mm	642	10 SuperCap Spools	2010
10 Adapt Luciwedge small	731	10 SuperCap Spools	2015
10 Adapt Luciwedge medium	732	1 SuperMat System	2150
10 Adapt Luciwedge large	733	5 Adapt SuperCap Matrices steel	2181
5 Transparent Cervical Matrices	851 S	5 Adapt SuperCap Matrices steel	2182
5 Transparent Cervical Matrices	852 S	3 Adapt SuperCap Matrices transparent	2171
5 Transparent Cervical Matrices	853 S	3 Adapt SuperCap Matrices transparent	2172
5 Transparent Cervical Matrices	854 S	2 Occlubrush regular cup	2510
5 Transparent Cervical Matrices	855 S	2 Occlubrush small cup	2511
5 Transparent Cervical Matrices	856 S	2 Occlubrush point	2512
5 Transparent Cervical Matrices	857 S	5 Cleanic Single Dose	3140
1 Holding Instrument for Hawe Transparent Cervical Matrices	861	2 Pasteless Prophy	1950
20 Interdental Wedges MINI turquoise	829/05	1 Diamond Strips	275
20 Interdental Wedges orange	829/10	3 MetaFix small	3601
20 Interdental Wedges white	829/20	3 MetaFix medium	3602
20 Interdental Wedges green	829/30	5 Hawe Tofflemire Contoured Matrices	1001 C
20 Interdental Wedges yellow	829/40	5 Hawe Tofflemire Contoured Matrices	1101 C

Part. No.

## Matrices – Anterior and Cervical

### Hawe Transparent Cervical Matrices

- Anatomically shaped transparent cervical matrices ideal for Class V restorations
- **NEW improved flexibility:** bendable and adaptable with less memory effect
  - Optimal adaptation to the tooth anatomy
  - No manipulation needed before making the filling
  - Thin edges: no excess composite, precise rebuild of the tooth
  - Visual control of the filling quality
  - No stickiness to the composite
  - Absence of oxygen inhibition layer: minimal finishing work needed
  - Protection from moisture and air
  - Compact filling since directly compressible



**Hawe Transparent Cervical Matrices Assortment** 850 S

Contents: 35 matrices of 5 shapes (851 S – 855 S), 50 matrices of 2 shapes (856 S – 857 S), 1 gingival retractor, 1 holding instrument

#### Refill Packs of 150

Part. No. 851 S – 855 S


Part. No. 856 S – 857 S

**1 Plastic gingival retractor** 860

**1 Holding instrument** 861



Hawe Transparent Cervical Matrices Assortment 850 S

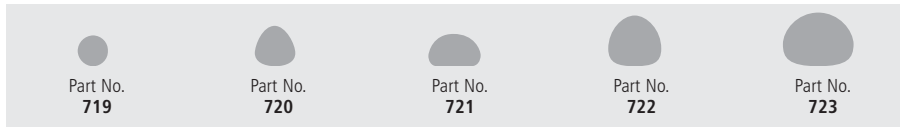


### Hawe Metal Cervical Matrices

Adaptable metal cervical matrices with a specially treated aluminium surface. Suitable for all self-curing composites and glass ionomers.

#### Refill Packs of 100

(Part. No. 719 – Part. No. 723)



Hawe Metal Cervical Matrices 723

### Hawe Transparent Strips

Polyester strips with colour-coded ends. 0.05 mm thin.

#### Refill Packs of 100

Yellow, 100 mm length, 6 mm width 690

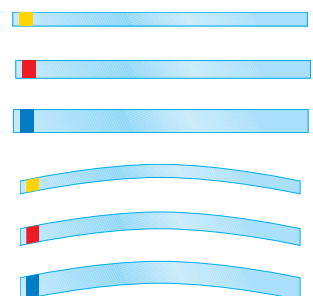
Red, 100 mm length, 8 mm width 691

Blue, 100 mm length, 10 mm width 692

Yellow, 73 mm length, 6 mm width 695

Red, 73 mm length, 8 mm width 696

Blue, 73 mm length, 10 mm width 697



### Hawe Stopstrip

Transparent anterior strips with integrated stop.

- Strip can be positioned and fastened safely
- No need to hold the strips with a finger
- No hindrance to light-curing
- 0.050 mm thin

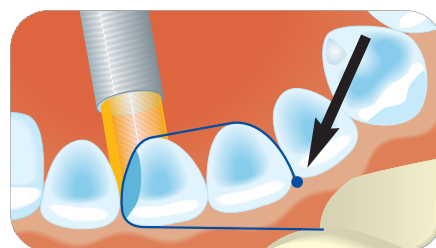
**Assortments**

**Hawe Stopstrip Assortment straight,** 640  
8 mm and 10 mm width, 75 each

**Hawe Stopstrip Assortment curved,** 650  
8 mm and 10 mm width, 75 each

**Refill Packs of 100**

Hawe Stopstrip, straight 8 mm width	641
Hawe Stopstrip, straight 10 mm width	642
Hawe Stopstrip, curved 8 mm width	651
Hawe Stopstrip, curved 10 mm width	652



640 Hawe Stopstrip with re-inforced stay



Hawe Stopstrip Assortment straight 640

### Hawe Striproll

Polyester strip in handy dispenser for all anterior teeth filling materials. 0.050mm thin. Now available in transparent and blue colour.

**Advantages of the Blue Colour Range**

- Unique coloured strip as alternative to the transparent strip
- Colour blue increases the contrast between the matrix and the tooth structure
- Negligible influence to the composite conversion rate
- Big advantage for a better visual control of the composite application and handling
- No discoloration of the dyed matrix when in contact with etching gel, bonds and primers
- Step forward in simplifying and accelerating the dentists' everyday job

**Blue Range**

Blue Striproll 6 mm width, 15 m length	2685
Blue Striproll 8 mm width, 15 m length	2686
Blue Striproll 10 mm width, 15 m length	2687

**Transparent Range**

Transparent Striproll 6 mm width 15 m length	685
Transparent Striproll 8 mm width 15 m length	686
Transparent Striproll 10 mm width 15 m length	687




Hawe Blue Striproll

### Hawe Adapt Transparent Strips

Anatomically pre-shaped transparent strips. 0.075 mm thin.

**100 Hawe Adapt Transparent Strips** 680



## Matrices – Posterior

### Hawe Adapt Sectional Matrix System

The perfect system for micro-restorations. The Hawe Adapt® Sectional Matrix System sets new standards for the treatment of unilateral composite fillings in posterior teeth. The sectionals are the heart of the system, carefully preshaped just like the original tooth. Uniquely thin matrices, available in **blue and transparent** plastic. The new and unique colour blue, as alternative to the transparent, was chosen to increase the contrast between the matrix and the tooth structure while having a negligible influence to the composite conversion rate. This is a big advantage for a better visual control of the composite application, filling procedures and handling. The longer lateral wings of the blue line help in the application and insertion in the proximal area. There is no discoloration of the dyed matrix when in contact with etching gels, bonds and primers. The blue line is a step forward in simplifying and accelerating the dentists' everyday job. The transparent approximal shaper allows perfect adaptation and shaping of sectionals in interdental spaces. The combined effect of wedges and approximal shapers allow continuous adaptation of sectionals along the total approximo-cervical filling margin. The user-friendly application forceps is the ideal instrument for precise and simple location of the approximal shaper.

#### Blue Range

**Hawe Blue Adapt Sectional Matrix Kit** 2750

Contents: 200 assorted Blue Sectional Matrices (4 x 50), 200 approximal shapers, 1 application forceps, 5 each Adapt Luciwedges (small, medium, large)

#### Refill Packs with Approximal Shapers

100 Blue Adapt Sectional Matrices (Height 5.0mm, Thickness 0.05 mm, moderate curve), 100 approximal shapers	2751
100 Blue Adapt Sectional Matrices (Height 6.5mm, Thickness 0.05 mm, moderate curve), 100 approximal shapers	2752
100 Blue Adapt Sectional Matrices (Height 5.0mm, Thickness 0.05 mm, increased curve), 100 approximal shapers	2753
100 Blue Adapt Sectional Matrices (Height 6.5mm, Thickness 0.05 mm, increased curve), 100 approximal shapers	2754

#### Transparent Range

**Hawe Transparent Adapt Sectional Matrix Kit** 750

Contents: 200 assorted Transparent Sectional Matrices (4 x 50), 200 approximal shapers, 1 application forceps, 5 each Adapt Luciwedges (small, medium, large)

#### Refill Packs with Approximal Shapers

100 Transparent Adapt Sectional Matrices (Height 5.0 mm, Thickness 0.05 mm, moderate curve) 100 approximal shapers	751
100 Transparent Adapt Sectional Matrices (Height 6.5 mm, Thickness 0.05 mm, moderate curve) 100 approximal shapers	752
100 Transparent Adapt Sectional Matrices (Height 5.0 mm, Thickness 0.05 mm, increased curve) 100 approximal shapers	753
100 Transparent Adapt Sectional Matrices (Height 6.5 mm, Thickness 0.05 mm, increased curve) 100 approximal shapers	754
1 pair of application forceps	755

#### Refill Packs without Approximal Shapers


100 Transparent Adapt Sectional Matrices (Height 5.0 mm, Thickness 0.05 mm, moderate curve)	756
100 Transparent Adapt Sectional Matrices (Height 6.5 mm, Thickness 0.05 mm, moderate curve)	757
100 Transparent Adapt Sectional Matrices (Height 5.0 mm, Thickness 0.05 mm, increased curve)	758
100 Transparent Adapt Sectional Matrices (Height 6.5 mm, Thickness 0.05 mm, increased curve)	759




Hawe Transparent Adapt Sectional Matrix in situ.



Hawe Blue Adapt Sectional Matrix in situ.



Hawe Blue Adapt Sectional Matrix Kit 2750



Hawe Transparent Adapt Sectional Matrix Kit 750

**Lucifix® Matrices**

Blue and transparent posterior matrices with integrated fixing device. The new and unique colour blue, as alternative to the transparent, was chosen to increase the contrast between the matrix and the tooth structure while having a negligible influence to the composite conversion rate. This is a big advantage for a better visual control of the composite application, filling procedures and handling. There is no discoloration of the dyed matrix when in contact with etching gels, bonds and primers. The blue line is a step forward in simplifying and accelerating the dentists' everyday job. The traditional matrix holder is no longer needed. The matrices can be adjusted to individual requirements by gingival or occlusal clapping. Matrix 0.075 thin.

**Blue Range**

**Blue Lucifix / Adapt Luciwedge Matrix System** **2785 S**

Contents: 30 Blue Lucifix premolar matrices, 15 Blue Lucifix molar matrices, 60 Adapt Luciwedges (15 of each size: ultra small, small, medium, large)

**Refill Packs of 50**

Blue Lucifix Premolar Matrices **2775**  
 Blue Lucifix Molar Matrices **2776**

**Transparent Range**

**Transparent Lucifix/ Adapt Luciwedge Matrix System** **785 S**

Contents: 30 Transparent Lucifix premolar matrices, 15 Transparent Lucifix molar matrices, 60 Adapt Luciwedges (15 of each size: ultra small, small, medium, large)

**Refill Packs of 50**

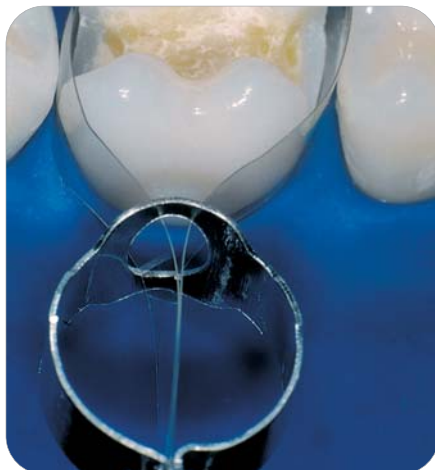
Transparent Lucifix Premolar Matrices **775**  
 Transparent Lucifix Molar Matrices **776**  
*Adapt Luciwedges s. page 4.12*



Blue Lucifix



Transparent Lucifix



**Usage without a matrix holder**

Traditional matrix holders tend to distort transparent posterior matrices, used for composites due to their weight, and can thus render reconstruction of contact points difficult or even impossible.



Transparent Lucifix Matrix System

785 S

Part. No.

## SuperMat



A perfect shape in the macro area: SuperMat® and Adapt® SuperCap® Matrix, an universal tensioning system for transparent and steel posterior matrices. The system aims at fast, easy, standardised application. The uniquely thin ring matrices are contoured according to statistical data for dental anatomy and are available in two band heights with a single shape for molars and premolars, in steel or transparent plastic. They are pre-fitted to SuperCap, the tension adjunct to the SuperMat System.

**SuperMat Assorted Kit** 2150

Contents: 1 SuperLock tensioning instrument, 14 Adapt SuperCap Matrices in steel assorted, 6 Adapt SuperCap Matrices Transparent assorted

### Adapt SuperCap Matrix

Refill Packs of 50

Adapt SuperCap Matrices in steel, 0.030, high 5,0 mm	2161
Adapt SuperCap Matrices in steel, 0.030, high 6,3 mm	2162
Adapt SuperCap Matrices transparent, 0.050, high 5,0 mm	2171
Adapt SuperCap Matrices transparent, 0.050, high 6,3 mm	2172
Adapt SuperCap Matrices in steel, 0.038, high 5,0 mm	2181
Adapt SuperCap Matrices in steel, 0.038, high 6,3 mm	2182

### SuperCap Spools Refill Packs

SuperCap Spools, 5.6 mm, pack of 100	2010
SuperCap Spools, 5.6 mm, pack of 500	2020
SuperCap Spools, 6.7 mm, pack of 100	2015
SuperCap Spools, 6.7 mm, pack of 500	2025



SuperMat System in situ.









SuperMat Assorted Kit 2150



SuperCap Spools 5,6 mm



SuperCap Spools 6,7 mm

Steel matrices 0.030 mm «Dead-Soft»	Steel matrices 0.038 mm «Non-Dead-Soft»	Transparent matrices 0.050 mm
 <p>5.0 mm high <span style="float: right;">2161</span></p>	 <p>5.0 mm high <span style="float: right;">2181</span></p>	 <p>5.0 mm high <span style="float: right;">2171</span></p>
Steel matrices 0.030 mm «Dead-Soft»	Steel matrices 0.038 mm «Non-Dead-Soft»	Transparent matrices 0.050 mm
 <p>6.3 mm high <span style="float: right;">2162</span></p>	 <p>6.3 mm high <span style="float: right;">2182</span></p>	 <p>6.3 mm high <span style="float: right;">2172</span></p>

## Hawe Steel Matrice Bands

Matrix Bands in a practical dispenser, 3 m.

### Matrix Bands, 0.030 mm thin

Width 5 mm	399 A
Width 6 mm	399 B
Width 7 mm	399 C

### Matrix Bands, 0.045 mm thin

Width 5 mm	499 A
Width 6 mm	499 B
Width 7 mm	499 C



Hawe Steel Matrix Bands

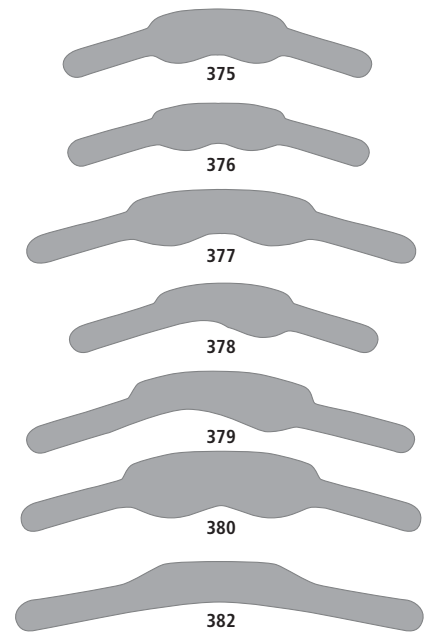


### Hawe Adapt® Matrices

Stainless steel, 0.045 mm thin.



Refill Packs of 30	
Hawe Adapt Matrices, 0.045 mm thin	375
Hawe Adapt Matrices, 0.045 mm thin	376
Hawe Adapt Matrices, 0.045 mm thin	377
Hawe Adapt Matrices, 0.045 mm thin	378
Hawe Adapt Matrices, 0.045 mm thin	379
Hawe Adapt Matrices, 0.045 mm thin	380
Hawe Adapt Matrices, 0.045 mm thin	382



### Hawe Contoured Matrices


Anatomically pre-shaped matrices in stainless steel, 0.045 mm thin.



Hawe Contoured Matrices Assorted Kit	
	396

containing 5 each Hawe Contoured Matrices (6 shapes)

Refill Packs of 30	
Premolar, bilateral	390
Molar, bilateral	391
Premolar, unilateral	392
Premolar, unilateral	393
Molar, unilateral	394
Molar, unilateral	395



Part. No.

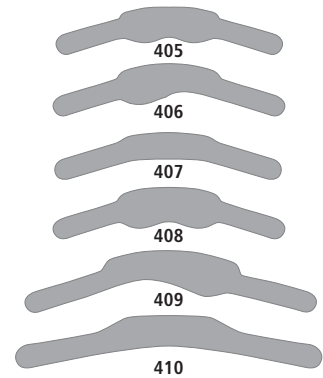
### Hawe Matrices Micro Thin

Stainless steel, 0.03 mm thin.



**Refill Packs of 30**

Hawe Matrices Micro Thin	405
Hawe Matrices Micro Thin	406
Hawe Matrices Micro Thin	407
Hawe Matrices Micro Thin	408
Hawe Matrices Micro Thin	409
Hawe Matrices Micro Thin	410



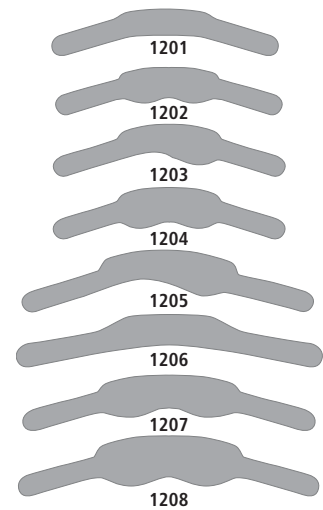
### Hawe Matrices Super Thin

Stainless steel, 0.038 mm thin.



**Refill Packs of 30**

Hawe Matrices Super Thin	1201
Hawe Matrices Super Thin	1202
Hawe Matrices Super Thin	1203
Hawe Matrices Super Thin	1204
Hawe Matrices Super Thin	1205
Hawe Matrices Super Thin	1206
Hawe Matrices Super Thin	1207
Hawe Matrices Super Thin	1208



### Hawe Premolar and Molar Matrices

Anatomically shaped blue and transparent posterior matrices. The transparent range has colour coded matrix ends for easier use. The new and unique colour blue, as alternative to the transparent, was chosen for a better contrast to the tooth structure and the negligible influence to the composite conversion rate. This is a big advantage for a better visual control of the composite application, filling procedures and handling. There is no discoloration of the dyed matrix when in contact with etching gels, bonds and primers. The blue line is a step forward in simplifying and accelerating the dentists' everyday job. Matrix 0.075mm thin.



Hawe Transparent Posterior Matrix System 780 S

#### Blue Range

**Hawe Blue Posterior Matrix System 2780 S**

Contents: 40 Hawe Blue Premolar Matrices, 20 Hawe Blue Molar Matrices, 15 Adapt Luciwedges of each size: ultra small, small, medium, large

**Refill Packs of 50**

Hawe Blue Premolar Matrices	2773
Hawe Blue Molar Matrices	2774



Hawe Blue Molar Matrix

#### Transparent Range

**Hawe Transparent Posterior Matrix System 780 S**

Contents: 40 Hawe Transparent Premolar Matrices, 20 Hawe Transparent Molar Matrices, 15 Adapt Luciwedges of each size: ultra small, small, medium, large

**Refill Packs of 50**

Hawe Transparent Premolar Matrices	773
Hawe Transparent Molar Matrices	774
<i>Adapt Luciwedges s. page 4.12</i>	



Hawe Transparent Molar Matrix




### Hawe Titanium Matrices

Superb material qualities allow improved adaptation to the tooth. Excellent and proven biocompatibility.  
0.030 mm thin




Refill Packs of 30	
Hawe Titanium Matrices, premolars	1501
Hawe Titanium Matrices, premolars double-sides	1502
Hawe Titanium Matrices, molars	1506
Hawe Titanium Matrices, molars double-sides	1507
Hawe Titanium Contoured Matrices	1590
Hawe Titanium Contoured Matrices	1591



### Hawe Tofflemire Matrices



Hawe Tofflemire Matrices	
Hawe Tofflemire Matrices, 0.050 mm thin, pack of 30	1001/30
Hawe Tofflemire Matrices, 0.038 mm thin, pack of 30	1101/30
Hawe Tofflemire Matrices, 0.050 mm thin, pack of 30	1002/30
Hawe Tofflemire Matrices, 0.038 mm thin, pack of 30	1102/30
Hawe Tofflemire Matrices, 0.050 mm thin, pack of 30	1003/30
Hawe Tofflemire Matrices, 0.038 mm thin, pack of 30	1103/30
Hawe Tofflemire Matrices, 0.050 mm thin, pack of 30	1013/30
Hawe Tofflemire Matrices, 0.038 mm thin, pack of 30	1113/30
Hawe Tofflemire Matrices, 0.050 mm thin, pack of 30	1015/30
Hawe Tofflemire Matrices, 0.038 mm thin, pack of 30	1115/30



### Hawe Tofflemire Contoured Matrices



Hawe Tofflemire Contoured Matrices	
Hawe Tofflemire Contoured Matrices, 0.050 mm thin, pack of 30	1001 C
Hawe Tofflemire Contoured Matrices, 0.038 mm thin, pack of 30	1101 C




Hawe Tofflemire Contoured Matrices

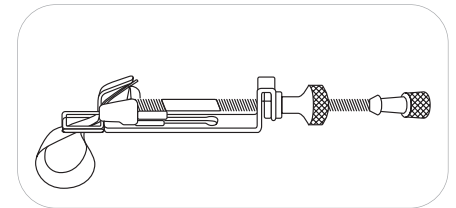
Part. No.

## Matrix Retainer

Matrix Retainer	
Tofflemire Matrix Retainer Junior	1120
Tofflemire Matrix Retainer Senior	1130
Tofflemire Matrix Retainer Universal	1140
Neos Matrix Retainer	625



1140



625

NEW

## Hawe Posterior Restoration Kit

Everything you need for your posterior restorations, in just one value kit!

- Easy to use, versatile products
- Convenient
- Save time and money on your normal purchases

On request from our customers, Kerr has developed a new system kit for posterior restoration procedures. The kit consists of some of the most popular products, such as: Sycamore Wedges, OptiDisc Polishing discs, OptiShine polishers, OptiStrip as well as some of the most innovative products like: MetaFix matrices and Opti1Step polishers. When used together with the new SonicFill bulk-fill system, dental professionals are able to perform quick posterior fillings, utilizing the most innovative, fast, easy-to-use products on the market today.



Hawe Posterior Restoration Kit	
	1630

20 MetaFix Small	3601
30 MetaFix Medium	3602
20 MetaFix Large	3603
50 Wedge Turquoise, Mini 05	822/05
50 Wedges Orange, 10	822/10
50 Wedges White, 20	822/20
3 OptiShine polishing brush	2514
2 Opti 1 Step Polisher Flame	8001
2 Opti 1 Step Polisher Cup	8002
50 OptiStrip Finishing 4 mm	1993
50 OptiStrip Polishing 4 mm	1994
2 OptiDisc Standard Mandrel	195
2 OptiDisc Short Mandrel	196
20 OptiDisc Extra-Coarse 12.6mm	4198
20 OptiDisc Coarse/Medium 12.6mm	4184
20 OptiDisc Fine 12.6mm	4185
20 OptiDisc Extra-Fine 12.6mm	4186

**NEW MetaFix New Improved Version**

The new All-in-One MetaFix matrix, with the innovative integrated tightening/opening system, is the perfect solution for Class II – MO/OD/MOD composite fillings in the posterior area.

Unique and Fast Application/Removal:

- Integrated clamping system for easy and stable tightening.
- Integrated release mechanism for fast and simple removal.
- Ring matrix band 0.038 mm for stable placement without distortion through tight intact contact points.
- No additional tools, disinfection or cleaning needed.

Easy Creation of the Contact Point and of an Anatomic Restoration:

- Contoured shape for perfect contact point control.
- Anatomical design suited for better cervical adaptation and cavity depth.
- Three sizes available for better marginal adaptation to any posterior tooth (premolar/molar).
- No overhangs nor extensive finishing needed.
- Light matrix system for excellent patient comfort and better visibility of the working area.



**MetaFix Assorted Kit 3604**

Contents: 50/Small, 50/Medium, 50/Large (150 pcs)

**Refill Packs of 50**

MetaFix small	3601
MetaFix medium	3602
MetaFix large	3603



**MetaFix Application Guide**

**Positioning**

1. Select the appropriate matrix size. Adapt the closing ring if needed.
2. Position the matrix on the tooth and slide it cervically.
3. Squeeze the closing ring, towards the tooth surface until the matrix is tightened.
4. Insert wedges as appropriate, holding the matrix into the correct and stable position.

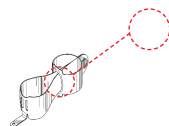
**Removal**

5. Insert a probe or other instrument into the removal tear strip with tip oriented horizontally. Ensure that the tip of the instrument doesn't point towards hard/soft tissues.
6. Pull the tear strip in a vertical direction, holding the matrix in place with the finger if necessary.
7. Remove the opened matrix from the buccal side.
8. Remove the wedges and check the contact point.

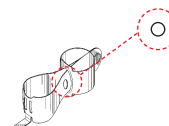
**Product Information:**

Size and coding

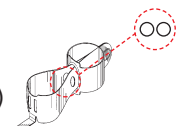
**Small (Premolar)**



**Medium (Molar regular)**



**Large (Molar large)**



Perimeter of matrix in open position	from	27 mm	33 mm	40 mm
Perimeter of matrix in closed position	to	19 mm	25 mm	32 mm
High in the proximal area		6.7 mm	6.3 mm	7.8 mm



## Wedges

### Adapt Luciwedges

The high-tech solution for the separation of the teeth, adaptation and fixing of the matrix.

- Thanks to its light-reflecting power Adapt® Luciwedge® is ideal for approximal light-curing.
- The soft, highly elastic sole of the wedge ensures clean, continuous adaptation of the matrix along the entire cervical margin whilst being kind to the gingiva.
- Hard, main body of the wedge for perfect separation during the filling phase. Its ability to bend axially ensures perfect adaptation even in concave zones and in the widening interdental space.
- Increased matrix stability by means of continuous pressure zone.


#### Adapt Luciwedge Assorted Kit

730

Contents: 40 Adapt Luciwedges ultra small, 40 Adapt Luciwedges small, 40 Adapt Luciwedges medium, 30 Adapt Luciwedges large

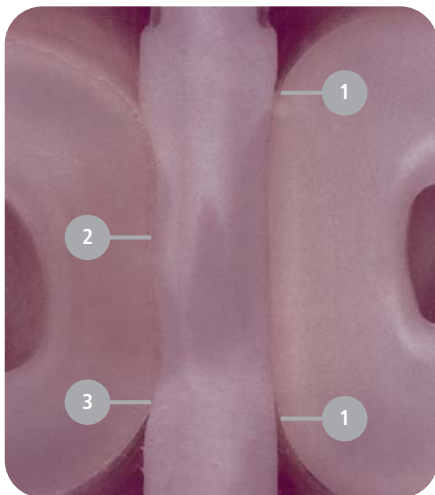
#### Refill Packs of 100

Adapt Luciwedges ultra small	734
Adapt Luciwedges small	731
Adapt Luciwedges medium	732
Adapt Luciwedges large	733



Adapt Luciwedge small

731



- 1 Clean adaptation along the interdental area, continuous marginal seal
- 2 Adaptation also to concave shapes
- 3 Thanks to shape memory the wedge reverts to its original shape when removed from the interdental space



Part. No.

## Luciwedges® Classic

<b>Luciwedges Classic Assorted Kit</b>	<b>790 S</b>
--	--------------

Contents: 100 Luciwedges Soft ultra-small, 50 Luciwedges Soft small, 50 Luciwedges Soft medium

<b>Refill Packs of 100</b>	
----------------------------	--

Luciwedges Soft ultra-small	<b>770 S</b>
Luciwedges Soft small	<b>771 S</b>
Luciwedges Soft medium	<b>772 S</b>



Luciwedges Classic Assorted Kit 790 S

## Hawe Sycamore Interdental Wedges

Hawe Sycamore Interdental Wedges have an anatomical optimal shape. The concave sides adapt perfectly to the interdental contour. The square end allows easy insertion of the wedge and the upturned tip prevents damage to the papillae. The wedges are made of splinter-free sycamore wood, thus ensuring stability and compressibility. Available in 8 different shapes, colour-coded.



Wedge Dispenser 826

<b>Assortments</b>	
--------------------	--

Wedge System Assortment + 1 Wedge Positioner Instrument, pack of 1000	<b>830</b>
Set, assorted, pack of 100	<b>823</b>
Set, assorted, pack of 400	<b>827</b>
Wedge Dispenser, assorted, pack of 500	<b>826</b>
1 Wedge Positioner Instrument	<b>820</b>

<b>Refill Packs</b>	
---------------------	--

Wedges turquoise, MINI, Pack of 1000	<b>829/05</b>
Wedges turquoise, MINI, Pack of 100	<b>822/05</b>
Wedges orange, Pack of 1000	<b>829/10</b>
Wedges orange, Pack of 100	<b>822/10</b>
Wedges white, Pack of 1000	<b>829/20</b>
Wedges white, Pack of 100	<b>822/20</b>
Wedges green, Pack of 1000	<b>829/30</b>
Wedges green, Pack of 100	<b>822/30</b>
Wedges yellow, Pack of 1000	<b>829/40</b>
Wedges yellow, Pack of 100	<b>822/40</b>
Wedges blue, Pack of 1000	<b>829/50</b>
Wedges blue, Pack of 100	<b>822/50</b>
Wedges red, Pack of 1000	<b>829/60</b>
Wedges red, Pack of 100	<b>822/60</b>
Wedges white, Pack of 1000	<b>829/70</b>
Wedges white, Pack of 100	<b>822/70</b>



## Composite Restorative Systems

### Compothixo™

#### Compothixo – Improved Quality Restorations

Compothixo represents a unique generation composite placement and modelling instrument suitable for all classes of restorations. New Compothixo technology enhances the thixotropic properties of composites by only changing its viscosity, without altering the chemical and mechanical characteristics of the material.

#### SMART VIBRATIONS:

- Better wettability
- Superior adaptation of composite to cavity walls
- Reduction of air bubbles
- Precise application
- Layer thickness control
- Improved sculptability
- Reduced stickiness

#### Benefits:

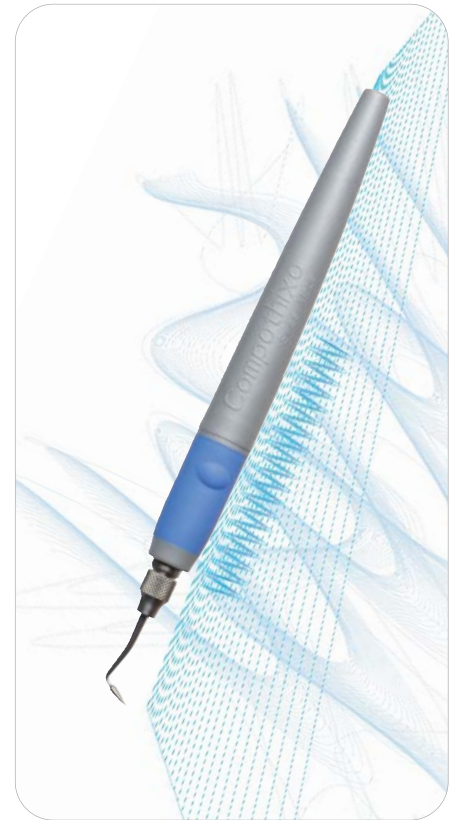
- Superior cavity and matrix adaptation
- Easy thin layer stratification, especially in anterior restorations
- Reduced pressure required for packing of composite
- Reduced stickiness of the composite versus traditional instruments
- Easy composite placement on the tooth wall; no pull-back effect
- Reduction of air bubbles

#### Indications:

- Modelling of composite
- Occlusal modelling, fissures and removal of excess
- Layer application technique
- Direct veneering

#### Technical features:

- Ergonomic design
- Light weight
- Four common used interchangeable tips
- Easy tip fitting
- Battery driven
- 140 Hz vibration frequency
- 8 hours battery autonomy



**Compothixo Intro Kit** 5400

Contents: Instrument handle + 4 Tips (1 Pointed Tip, 1 Spatula Tip, 1 Plugger Tip, 1 Semi-Sphere Tip)

**Compothixo Instrument Handle** 5401

Contents: 1 Instrument handle

**Compothixo Tips Assorted Kit** 5402

Contents: 1 Pointed Tip, 1 Spatula Tip, 1 Plugger Tip, 1 Semi-Sphere Tip

#### Refill Tips - Packs of 2

Compothixo Pointed Tip	5403
Compothixo Spatula Tip	5404
Compothixo Plugger Tip	5405
Compothixo Semi-Sphere Tip	5406



Compothixo Intro Kit

5400

**Compothixo Battery AAAA** 5407



Pointed Tip  
5403

Spatula Tip  
5404

Plugger Tip  
5405

Semi-Sphere Tip  
5406



### CompoRoller

CompoRoller™ is an innovative composite modelling instrument that is designed to provide complete control in layering and contouring a direct composite restoration to its final form. CompoRoller's working ends employ Kerr's proprietary, non-stick rolling tips that foster bubble-free, homogeneous application of composites in thin, even layers. The disposable rolling tips come in 7 different shapes:

- **Cylindrical Tip 4 mm:** Flat surface contouring.
- **Conical Tip:** Shaping of margins and occlusal surfaces, modelling and composite adaptation in class I cavities.
- **Cylindrical Tip 3 mm:** Flat surface contouring. Modelling of cervical step in box cavities.
- **Disc Tip:** Interproximal shaping and cervical contouring. Marginal ridge line contouring.
- **Point Tip:** Modelling of occlusions and fissures. Composite adaptation to walls and deep cavities.
- **Oval Tip:** Shaping of palatal and lingual tooth surfaces.
- **Spatula Tip:** Shaping of proximal areas (front and posterior), line angles and margins. Contouring.

CompoRoller also has a minimal shearing effect on the composite, enhancing its thixotropic properties. The handle of CompoRoller is lightweight and ergonomically designed to minimise hand fatigue. The handle is Autoclavable at 134°C, at least 3 min.

<b>CompoRoller Assorted Kit</b>	<b>5300</b>
---------------------------------	-------------

Contents: 1 CompoRoller Handle, 7 tips each of all seven shapes (total 49 tips)

Refill Packs	
CompoRoller Handle, Pack of 2	<b>5301</b>
Cylindrical 4 mm Tip, Pack of 100	<b>5302</b>
Conical Tip, Pack of 100	<b>5303</b>
Cylindrical 3 mm Tip, Pack of 100	<b>5304</b>
Disc Shaped Tip, Pack of 100	<b>5305</b>
Point Shaped Tip, Pack of 100	<b>5306</b>
Oval Shaped Tip, Pack of 100	<b>5307</b>
Spatula Tip, Pack of 100	<b>5308</b>



CompoRoller

5300



Part. No. 5302, Ø 4 mm



Part. No. 5303



Part. No. 5304, Ø 3 mm



Part. No. 5305



Part. No. 5306



Part. No. 5307



Part. No. 5308



Part. No.


### Composite Instruments

Plastic instruments for perfect shaping of all composite materials. Autoclavable at 134°C, at least 3 min.

<b>Assortment</b>	<b>430</b>
Containing 5 instruments	
<b>Refill Packs of 1</b>	
Composite Instrument	425/1
Composite Instrument	425/2
Composite Instrument	425/3
Composite Instrument	425/4
Composite Instrument	425/5




425/1



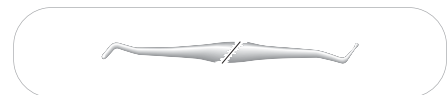
425/2



425/3



425/4



425/5

### Composite-Gun

The versatile gun for a bubble-free application of filling materials and cement.


<b>Composite-Gun Assorted Kit</b>	<b>1910</b>
Contents: 1 Composite-Gun, 2 of each transparent, 2 orange low viscosity tubes, corresponding plugs and coloured caps	



Composite-Gun

1910

<b>Refill Packs of 100</b>	
Tubes and plugs, transparent	1913
Tubes and plugs, orange low viscosity	1914
Tubes and plugs, orange high viscosity	1915
Tubes and plugs orange with needle	1916
Tubes and plugs, grey	1917
Tubes and plugs, black	1918
Caps in 4 different colours, pack of 80	1919



### Composite Unidose Gun Dispenser

Gun Dispenser	21782
---------------	-------



Unidose Gun Dispenser

Part. No.

## Application System

Micro-Applicator and Micro-Brushes serve to apply liquids, medicine and varnish quickly and precisely.


<b>Assortment</b>	<b>320</b>
Contents: 1 Adapter, 100 Micro-Applicators, 100 Micro-Brushes fine, 100 Micro-Brushes extra-fine	
<b>Refill Packs of 200</b>	
Micro-Brushes fine	326
Micro-Brushes extra-fine	327
Micro-Applicators	328
Applicator Tips	24680
Hawe Wedge Positioner	820



Micro-Brush fine 326



Micro-Brush extra-fine 327



Micro-Applicator 328



Applicator Tip 24680



Hawe Wedge Positioner 820


## Amalgam Accessories

### Amalgam Guns


Resistant and easy to clean. Autoclavable at 134°C, at least 3 min.

Amalgam Gun Straight	940
Amalgam Gun Curved	941
Amalgam Gun Min-I-Gun	949


<b>Refill Packs of 1</b>	
Plunger for straight model	940/1
Tip for straight model	940/2
Spring for straight model	940/3
Plunger for curved model	941/1
Tip for curved model	941/2
Spring for curved model	941/3
Plunger for Min-I-Gun	949/1
Tip for Min-I-Gun	949/2
Spring for Min-I-Gun	949/3



940



941



949

## Excavator

### Neos Vanadium Excavators

The excavators with the greatest cutting ability, which allow tireless non-traumatic treatment.

**Assorted Kit** 591/0-6

7 Neos Vanadium Excavators

**Refill Packs of 1**

Excavator	591/0
Excavator	591/1
Excavator	591/2
Excavator	591/3
Excavator	591/4
Excavator	591/5
Excavator	591/6



Neos Vanadium Excavators Assorted Kit 591/0-6



## Sundries

### OptiDam

OptiDam™ is the first rubber dam with 3-dimensional shape and nipple design. OptiDam's 3 dimensional shape together with its dedicated anatomical frame matches the contours of the mouth and therefore widens the accessible oral area for the dentist. This specific combination of 3D design of the rubber dam and the anatomical frame allow reduced tension resulting in easier rubber dam application and low risk of clamps coming off. OptiDam is available in two versions – anterior and posterior – to cover all your needs. OptiDam involves much less preparatory work than with conventional rubber dams: no marking of the tooth position thanks to outward oriented nipples and no hole-punching procedures as nipples are easily cut. The unique 3D dam in combination with its anatomical frame guarantees less tension for easy pre-assembly and immediate placement. In addition to the easy handling and ultimate convenience Kerr OptiDam offers maximum patient comfort.

**OptiDam Posterior Intro Kit** 5200

Contents: 10 OptiDam Posterior, 1 anatomical frame

**OptiDam Anterior Intro Kit** 5203

Contents: 10 OptiDam Anterior, 1 anatomical frame

#### Refill Packs

Refill OptiDam Posterior, Pack of 30	5201
Refill Frame OptiDam, Pack of 2	5202
Refill OptiDam Anterior, Pack of 30	5204
Bulk Refill OptiDam Posterior, Pack of 60	5205
Bulk Refill OptiDam Anterior, Pack of 60	5206

#### Making dental work fast and efficient

- OptiDam creates a dry and clean operating field, enabling safe dental procedures.
- OptiDam isolates all soft tissue for perfect accessibility: The patient's tongue no longer needs to be restrained. And the patient's cheeks, lips and gums no longer interfere with your work.
- OptiDam establishes a non-contaminated field – a basis for durable clinical access: Moisture-sensitive materials can be used correctly. The area being worked on is kept completely dry.
- OptiDam offers optimum protection for both patient and dental staff: Your patients are protected against aspiration or ingestion of foreign objects. Airborne debris is reduced. For you and your staff OptiDam limits the risk of infection from airborne saliva and blood particles.

#### Fitting the OptiDam in three short steps:

Anterior



1. Insert OptiDam Anterior by orienting "+" in maxillary position and "-" in mandibular position. Use the "+" and the "-" as a guide to centre the dam at the midline.



2. Use dental floss to push the dam through the mesial contact. Starting with the central incisors.



3. Slip the rubber dam over the remaining teeth to be isolated.

Posterior




1. Position the clamp with OptiDam Posterior in one step.



2. Place the rubber dam behind the wings of the clamp.



3. Slip the rubber dam over the remaining teeth to be isolated.



OptiDam



Part. No.

### SoftClamp – Universal Rubber Dam Clamp

The efficacy of a rubber dam clamp depends on its ability to grip the tooth firmly, thereby preventing the clamp or dam from slipping. A mismatch of contact between the clamp's gripping edge and the tooth surface can concentrate the gripping force on a single contact point, causing depressions in the tooth's surface. SoftClamp's unique design distributes the applied force evenly, reducing the pressure on the contact area. The grip-tight coating of the jaws allows SoftClamp™ to gently but firmly engage the tooth surface, minimizing the risk of slippage and eliminating the cause of patient discomfort and iatrogenic damage to the teeth.

#### The gentle alternative to metal clamps

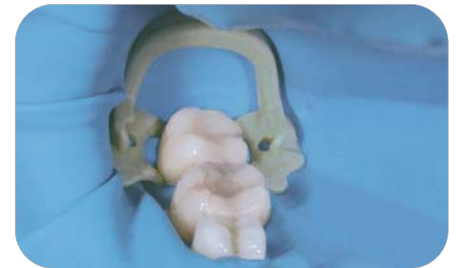
- **Secure.** Unique design with grip-tight coating on the jaws minimizes rotation, ensuring secure, solid retention.
- **Safe.** No sharp edges. Evenly distributed clamping force. Minimizes risk of harm to soft tissue, tooth structure or delicate restorations.
- **Versatile.** Provides a secure, stable fit for varying molar tooth anatomies and sizes.
- **Compatible.** Accommodates all types of rubber dam forceps. Prevents forceps tips from penetrating through the clamp, which could affect the gingiva.
- **Autoclavable.** Well-suited for multiple use.

#### SoftClamp Specifications

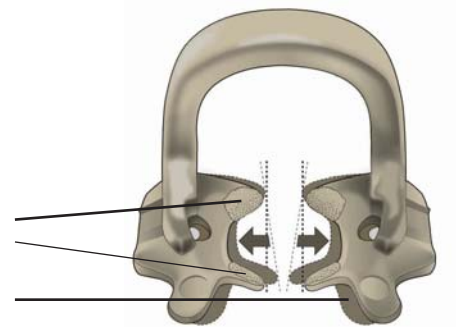
- **Universal:** SoftClamp is a universal rubber dam clamp for molar teeth.
- **Clamp material:** Radiopaque high-performance polymer, medical grade.
- **Color:** Satin beige to minimize light reflections during dental procedures.
- **Indicated for multiple use:** Autoclavable at 134°C, at least 3 min.

<b>SoftClamp General Kit</b>	<b>5250</b>
Contents: 5 Clamps	

Grip-tight coating reduces the risk of slippage and iatrogenic damage  
Indicates closed clamp position



OptiDam and SoftClamp in Situ



### Fixafloss – The new fixation of rubber dams

Fixafloss is the first multifunctional floss for the gentle fixation of rubber dams, combining both a waxed dental floss and a conical clamping element in one product. With an innovative, new product design, Fixafloss is indicated for gentle, rapid rubber dam fixation without clamp, mainly for use in the anterior area. Depending on the anatomic situation, Fixafloss is also a gentle alternative to standard metal clamps for posterior teeth rubber dam fixation.

Fixafloss complements OptiDam and SoftClamp.

#### The gentle alternative to metal clamps:

- **Innovative:** first waxed dental floss with conical clamping element included (silicone).
- **Gentle:** for gentle rubber dam fixation without clamp in the anterior area.
- **Universal:** depending on the anatomical situation also indicated for posterior teeth rubber dam fixation.

<b>Fixafloss packaging with integrated cutter blade</b>	<b>5260</b>
---	-------------

20 enrolled pieces




For an innovative lip- and cheek retractor, please have a look on product page **OptiView!**



### Mixing Pads

For cements, restorative and impression materials etc. Pads are made of plastic coated special paper, which is easily detached from the pad.

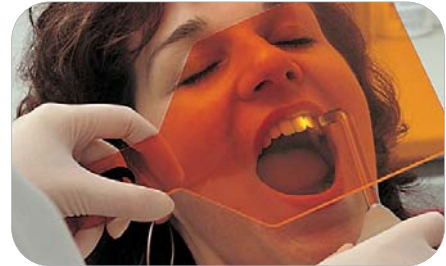
Mixing Pad, 5 x 5 cm	619
Mixing Pad, 14 x 10 cm	621
Mixing Pad, 18 x 14 cm	622



### Cure-Shield

Optimal eye protection during light-curing

Cure-Shield	310
-------------	-----



### Mirror Spray

Mirror Spray prevents fogging of the mirror during use.

Mirror Spray 75 ml	995
--------------------	-----



Mirror Spray

995

### Mouth Mirrors

Front surface rhodium-coated lens. Cone socket.

22 mm = No. 4	15975
25 mm = No. 5	15976
Handles N.5 Cone Socket, single piece	00296



Mouth Mirror

15975

# Curing Lights

# 5

HALOGEN CURING LIGHTS	5.2
ACCESSORIES FOR CURING LIGHTS	5.2
L.E.D. CURING LIGHTS	5.3
LIGHT GUIDES	5.6
RADIOMETERS	5.6



## Halogen Curing Lights

### Optilux 501

The most versatile and high power Demetron curing light, offering four curing modes: Ramp, Boost, Bleach and Conventional, plus a built-in Radiometer – for precise readings every time. The 501 is fitted with the 80-Watt high output Optibulb for maximum performance. Complete with one 8 mm turbo light guide Part. No. 952213 and one 11 mm curved light guide Part. No. 1020898, protective light shield and wall mounting bracket.

<b>Optilux 501 (UK)</b>	<b>910074</b>
-------------------------	---------------

<b>Optilux 501 (220-240 V) (EUROPE)</b>	<b>910072</b>
---	---------------

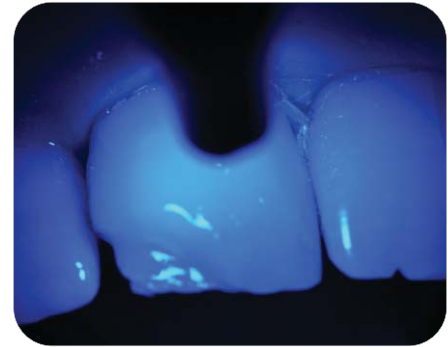
<b>Technical Data:</b>
• Output wavelength: 400-505 nm
• Output light intensity: 1000 mW/cm <sup>2</sup> ; minimum using 8 mm curved turbo light guide
• Light guides: 8 mm turbo light guide plus 11 mm curved standard light guide
• Emission times: 10, 20, 30, 40 sec.

<b>Dimensions:</b>
• Height: 20.5 cm
• Length: 19.0 cm
• Width: 16.0 cm

<b>Unit weight:</b>
• Handpiece: 300 g
• Control Box: 2.9 kg



Optilux 501



## Accessories for Curing Lights

<b>Optics Maintenance Kit</b>	<b>21042</b>
Keeps optical surfaces of light guides in optimum condition.	
Contents: 1 stainless steel mandrel, 3 special light guide polishing discs, 1 bottle filter/lamp reflector deaning solution, 6 cotton swabs	
Protective Light Shield	<b>20816</b>
Disposable hardness discs - Enable accurate gauging of cured hardness (pack contains 6 discs)	<b>20399</b>
Mounting Bracket Kit for Optilux 500, 501	<b>921271</b>
Gun Holder Bracket for Optilux 500, 501	<b>901798</b>
80 Watt Optibulb Replacement Halogen lamp for Optilux 501,500, 400, 401, 402, VCL 200, 300 and Demetron LC.	<b>21237</b>
52 Watt Replacement Halogen lamp for Optilux 2000	<b>21083</b>
Protective Cure-Shield	<b>310</b>
Battery Pack for L.E.Demetron I, II and Shade Light	<b>921602</b>
Replacement Lamp Kit for L.E.Demetron I, II and Shade Light	<b>952260</b>



Protective Cure-Shield

310



Optics Maintenance Kit



Protective light shield

20816



Replacement Bulb

## L.E.D. Curing Lights

### Demi™ Ultra

The Kerr **Demi™ Ultra LED Ultracapacitor Curing Light System** represents the latest technological advancement in dental curing from the Kerr Demi brand. It is the first curing light to free dentists from both batteries and cords.

- The Demi Ultra is powered by the revolutionary **U-40™ Ultracapacitor**—exclusive technology that re-energizes to full power in just 40 seconds, for incomparable convenience.
- Proprietary **C.U.R.E.™ Technology** allows the Demi Ultra to rapidly deliver a uniform depth of cure with industry leading low temperatures
- The **Easy Suite** feature set combines simple and intuitive operation with worry-free cleaning.
- A new **after sales service** gives you the peace of mind to know your investment and budget are protected from the hassles of unexpected repair expenses.

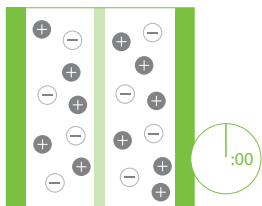
**Demi Ultra is a quantum leap in curing light technology!**

### U-40™ Ultracapacitor

The Kerr Demi Ultra is the first and only curing light powered by state-of-the art ultracapacitor technology.

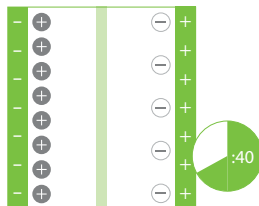
- **ULTRA fast re-energizing:** Fully «re-energizes» in under 40 seconds, compared to 1.5-3 hours for batteries
- **ULTRA reliable performance:** Energy capacity does not diminish over time (compared to traditional batteries that decline by 30% or more after just 12months)
- **Improved longevity:** 8 x longer life expectancy compared to traditional lithium based batteries
- **No replacement costs:** Ultracapacitors do not require replacement, compared to recurring costs of expensive replacement batteries
- **Better for the environment**

### U40 Ultracapacitor: how it works



#### Low energy

Inside the U-40 Ultracapacitor, ions float between two carbon-coated electrodes.



#### Re-energized

When an electrical current is applied to the plates (this occurs when the handpiece is in the dock), the ions accumulate on each plate, creating an electric field to power the curing light



### C.U.R.E.™ Technology

The Demi Ultra takes a responsible approach to curing and energy management by utilizing **proprietary C.U.R.E. Technology (Curing Uniformity and Reduced Energy)**. C.U.R.E. technology is possible by **four** Demi Ultra design features that work in unison to **provide uniform curing and improved energy efficiency:**

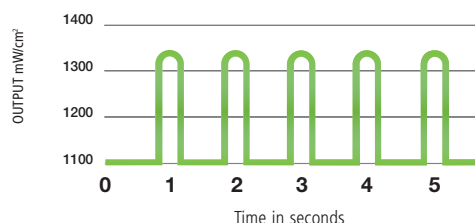
- LEDs at the Tip
- Dual Purpose extra-large heat sink
- Total Internal Reflector (TIR)
- Periodic Level Shifting (PLS)

The **benefits** that these four features provide are substantial:

- **Collimated beam of light:** More curing power at distance (less sensitive to positioning of tip)
- **Uniform beam cross section:** Consistent depth of cure
- **Lower temperature at the tip:** Improved safety/comfort for the patient
- **Reduced pulpal temperature rise:** Reduced incidence of pulpitis

### PLS system: how it works

**Faster cures without excess heat**  
Pulsing power of PLS



During each second of a curing cycle, Periodic Level Shifting, or PLS, shifts the energy output of the LEDs from a base value of 1,100 mW/cm<sup>2</sup> to a peak value of 1,330 mW/cm<sup>2</sup> for one quarter of a second. **The modulated energy delivered by PLS provides rapid curing reducing heat**



**Easy Suite™ feature set**

The Demi Ultra Easy Suite feature set provides simple and intuitive operation and maintenance

- **Teflon Coated Aluminum and Plastic Frame:** provides durability without compromising weight and ergonomics
- **Fully Sealed Handpiece:** No fans, no vents and contact designed to minimize exposure to cleaning fluids
- **Intuitive Controls:** Access to all functions with 2 buttons including new silent mode option
- **True 8mm "LED light attachment":** Removable and rotatable 360 degrees
- **Built-In Radiometer:** In charging dock



Built-In Radiometer

**New Demi Ultra after sales service**

At the time you purchase your Demi Ultra you may elect to take advantage of an extended warranty and an accidental damage from handling coverage.

For a nominal charge it is possible to extend the **standard 3-years warranty** on the device to a full **5-years warranty** and protect the curing light from the unexpected (**accidental damage coverage**).

The registration of the extended warranty on the website [www.demiultra.eu](http://www.demiultra.eu) on the service support is mandatory to make it valid.

**Technical Data**

- Output – 1'100 to 1'330 mW/cm<sup>2</sup>
- Wavelength – 450 to 470nm
- Curing modes – 5, 10 and 20 seconds
- LED Light Attachment – 8mm with 60° angle, non-autoclavable
- «Re-energize» time – 40 seconds after full discharge
- Run time on a full charge – 25 10-second cures
- Total weight – 184 grams
- Warranty 3 years standard + 2 years and accidental damage coverage optionals

**Demi™ Ultra LED Ultracapacitor Curing Light System**

35664

Contains: 1 x handpiece, 1 x 8 mm light attachment, 1 x charging dock with radiometer, 1 x power supply, 1 x protective light shield, 1 x hardness disk kit, 1 x 5-pack disposable barrier bag, 1 x IFU.



**Demi Ultra Accessories**

Demi Ultra LED Light Attachment 8mm	35665
Demi Ultra Charging Dock with built-in radiometer	35666
Demi Ultra Handpiece	35667
Demi Ultra Light Shield	35668
Demi Ultra Power Supply	35815
Hardness Disk Kit (pack of 1)	35837
Optics Maintenance Kit	21042
Demi Ultra Barrier Bag (pack of 100)	PEDEMIULTRA-100

**Demi Ultra Warranty**

Demi Ultra Warranty Extension «Extended +2»	35664 EXT
Demi Ultra Warranty Extension and Accidental Damage Coverage «Extended +2 & Safe»	35664 ACD

Discover more on [www.demiultra.eu](http://www.demiultra.eu)

Part. No.

## Demi Plus

The Demi Plus is a Light Emitting Diode curing light that incorporates a breakthrough in light curing technology – **Periodic Level Shifting (PLS)**.

Thanks to the new PLS technology, the Demi intermittently shifts output intensity from an impressive base of 1100 mW/cm<sup>2</sup> to a peak of 1330 mW/cm<sup>2</sup>. This enables the Demi Plus to deliver 5-second cure for A3 or lighter shades. Demetron's unique thermal control system ensures a cool, continuous high output without a risk of overheating intrapulpal tissue.

- High power LED curing light featuring new technology – Periodic Level Shifting (PLS)
- Increased curing ability and shorter curing times (5-second cure for A3 and lighter shades)
- Cool, continuous high output thanks to Demetron's unique thermal control system
- Cordless, ergonomic design
- 5-, 10- and 20-second preset timer settings
- Timer mode recall
- No down time, 1 Lithium-ion battery included
- 500 5-second cures with fully charged battery
- 8 mm curved turbo light guide included
- Accepts all Demetron light guides from 2 mm through 13 mm

### What makes a Demi Plus?

- **Extended Light Guide.** +28% longer reach. The 8 mm Extended Turbo Light Guide enables better application with improved access for posterior procedures.
- **Enhanced Body Design.** The exterior is made from Valox resin, a high-performance plastic that will protect and extend the life of your unit.
- **Longer Warranty.** Our three-year warranty ensures you get the most value out of your premium investment.
- **Advanced Battery Design.** The first self-cleaning "cap and swipe" battery simplifies charging. A single charge provides a dentist 300 10-second cures.

### Technical Data

- Output peak wavelength range: 450 – 470 nm
- Output intensity from 1100 mW/cm<sup>2</sup> to peak of 1330 mW/cm<sup>2</sup>

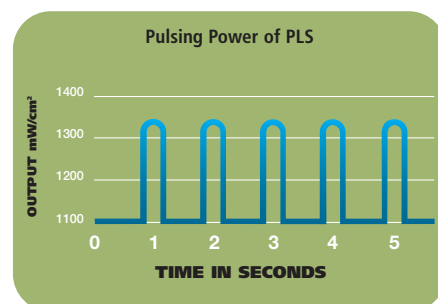
### Demi Plus 230 V EUROPE/UK

910860-2

Demi Plus Handpiece, 8mm Turbo Extended Light Guide, 1 Lithium-ion battery, Battery charger, Power supply, Protective Light shield, Barrier sample pack.

### Demi Plus Accessories

Demi Plus Battery (1 Lithium-ion battery)	921918-1
Demi Plus Handpiece (Only handpiece)	921920-1
Demi Plus 8 mm Turbo Extended Light Guide	921746
Demi Plus 8 mm Turbo Light Guide	952213
Demi Plus 4 mm Curved Turbo Light Guide (1 mm x 4 mm)	921676
Demi Plus 2 mm Curved Light Guide (1 mm x 2 mm)	921677
Battery Charger (Battery charger for Demi Plus)	921919-1
Power Supply (Wall plug in transformer)	952269
Protective Light shield	20816
Disposable Hardness disk	20399
Optics Maintenance kit	21042
Sleeves DEMI 250	PE DEMI250



24-hour testing conducted by Kerr R&D. Data available upon request.



## Light Guides

### Demetron light guides compatibility with Demetron curing lights

Item No.	Description	all LED	Demi	all Halogen	Item No.	Description	all LED	Demi	all Halogen
921676	Demi 4 mm Curved Turbo Light Guide	●	●	●	20898	11 mm Curved Light Guide (11 mm x 75 mm)	●	●	●
921677	Demi 2 mm Curved Light Guide	●	●	●	20630	11 mm Curved Hanger Light Guide	●	●	Optilux 405
921535	8 mm Curved Amber Light Guide	●	●	●	921551	11 mm Turbo Light Guide	●	●	●
952213	8 mm Curved Turbo +	●	●	●	20812	13 mm Curved Light Guide	●	●	●
20945	2 mm Curved Light Guide (2 mm x 70 mm)	●	●	●	21185	4 mm Curved Turbo Light Guide	●	●	●
21020	8 mm Curved Turbo Light Guide (8 mm x 77 mm)	●	●	●	921746	8 mm Extended Turbo +	●	●	●



921676  
4mm

**Turbo Curved**

For preventing overlapping on the gingiva in Class V.



921677  
2mm

**Curved**

For layer curing of posterior restorations, inside gingival box preparation, and anterior tacking of laminate veneers.



921535  
8mm

**Curved Amber**

For general and posterior curing.



952213  
8mm

**Curved Turbo +**

Increases efficiency of light output and reduces overall curing time.



20945  
2mm

**Curved**

For layer curing of posterior restorations, inside gingival box preparation, and anterior tacking of laminate veneers.



21020  
8mm

**Curved Turbo**

Increases efficiency of light output and reduces overall curing time.



20898  
11mm

**Curved**

For improved access in general and posterior curing.



921551  
11mm

**Curved Turbo**

Increases efficiency of light output and reduces overall curing time.



20812  
13mm

**Curved**

For treating entire occlusal surface of molars.



21185  
4mm

**Turbo Curved**

For preventing overlapping on the gingiva in Class V.



921746  
8mm

**Extended Turbo +**

Extended length improves access to the posterior. Fits all Demetron curing lights.

## Radiometers

### L.E.D. Radiometer

Measures the curing power of any LED curing light.

- meter scale calibrated for LED curing lights
- measures the intensity of the visible curing light from 0-2000 mW/cm<sup>2</sup>
- measures only useful energy in the visible light spectrum range between 400-500 nm
- no battery needed – powered by curing light source
- accommodates light guides with the tip diameters from 7-13 mm



# Finishing and Polishing

# 6

DISCS	6.4
STRIPS	6.5
BRUSHES	6.6
POLISHERS – COMPOSITE	6.7
POLISHERS – CERAMICS	6.11
POLISHERS – AMALGAM	6.12



**Surface Treatment of Composite Fillings –  
Steps using Kerr's Finishing and Polishing Tools**

Surface \ Steps	Occlusal/Concave Surfaces	Convex/Flat Surfaces	Inter-proximal Surfaces
<b>Contouring</b>	<ul style="list-style-type: none"> <li>• Beavers Trimming Burs</li> </ul>	<ul style="list-style-type: none"> <li>• OptiDisc Extra-Coarse Assortment Part. No. 4200, 4190, 4188 Refill Part. No. 4197, 4198, 4199</li> </ul>	<ul style="list-style-type: none"> <li>• Hawe Diamond Strip Part. No. 275</li> </ul>
<b>Finishing</b>	<ul style="list-style-type: none"> <li>• Beavers Finishing Burs</li> </ul>	<ul style="list-style-type: none"> <li>• OptiDisc Coarse/Medium Assortment Part. No. 4200, 4190, 4188 Refill Part. No. 4181, 4184, 4191</li> </ul>	<ul style="list-style-type: none"> <li>• OptiStrip Finishing Assortment Part. No. 1990 Refill Part. No. 1991, 1993</li> </ul>
<b>Polishing</b>	<ul style="list-style-type: none"> <li>• Opti1Step Polisher Part. No. 8001, 8002</li> <li>• OptiShine Part. No. 2513, 2514</li> <li>• HiLuster Gloss Polishers Assortment Part. No. 2600 Refill Part. No. 2651, 2652, 2653, 2654</li> </ul>	<ul style="list-style-type: none"> <li>• Opti1Step Polisher Part. No. 8001, 8003</li> <li>• OptiDisc Fine Assortment Part. No. 4200, 4190, 4188 Refill Part. No. 4182, 4185, 4192</li> <li>• OptiShine Part. No. 2513, 2514</li> </ul>	<ul style="list-style-type: none"> <li>• Opti1Step Polisher Part. No. 8001, 8003</li> <li>• OptiStrip Polishing Assortment Part. No. 1990 Refill Part. No. 1992, 1994</li> <li>• OptiShine Part. No. 2513, 2514</li> </ul>
<b>High Gloss Polishing</b>	<ul style="list-style-type: none"> <li>• Opti1Step Polisher Part. No. 8001, 8002</li> <li>• HiLuster Dia Polishers Assortment Part. No. 2600 Refill Part. No. 2661, 2662, 2663, 2664</li> </ul>	<ul style="list-style-type: none"> <li>• Opti1Step Polisher Part. No. 8001, 8003</li> <li>• OptiDisc Extra-Fine Assortment Part. No. 4200, 4190, 4188 Refill Part. No. 4183, 4186, 4193</li> <li>• HiLuster Dia Polishers Assortment Part. No. 2600 Refill Part. No. 2661, 2662, 2663, 2664</li> </ul>	<ul style="list-style-type: none"> <li>• Opti1Step Polisher Part. No. 8001, 8003</li> <li>• OptiDisc Extra-Fine Assortment Part. No. 4200, 4190, 4188 Refill Part. No. 4183, 4186, 4193</li> <li>• HiLuster Dia Polishers Assortment Part. No. 2600 Refill Part. No. 2664 (Disc)</li> </ul>

KerrHawe Complete Guide to Finishing and Polishing

ANTERIOR RESTORATIONS



**COUNTOURING**

Adjust primary geometric form.




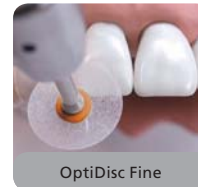
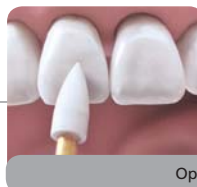
**FINISHING**

Remove composite excesses. Shape Occlusal anatomy, lingual fissures, secondary anatomy.




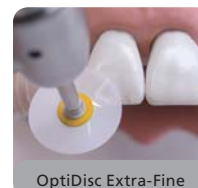


**POLISHING**

Eliminate surface scratches.  
Reduce surface roughness below Ra = 0.35 µm.



**HIGH GLOSS POLISHING**

Reduce surface roughness to high gloss below Ra = 0.2 µm.



POSTERIOR RESTORATIONS


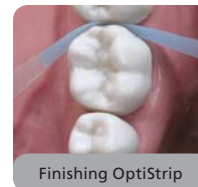
**COUNTOURING**

Adjust primary geometric form.




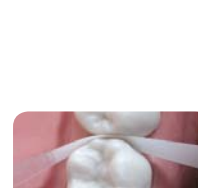
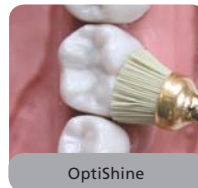
**FINISHING**

Remove composite excesses. Shape Occlusal anatomy, lingual fissures, secondary anatomy.



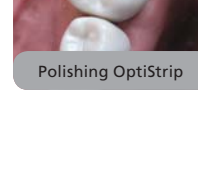
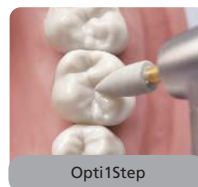
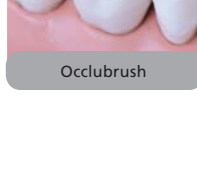
**POLISHING**

Eliminate surface scratches.  
Reduce surface roughness below Ra = 0.35 µm.



**HIGH GLOSS POLISHING**

Reduce surface roughness to high gloss below Ra = 0.2 µm.





Discs

OptiDisc®

The high performing disc, now even easier to choose!

- **Translucent disc.** Enhanced working surface visibility.
- **Flexible.** Thin disc allows greater disc flexibility.
- **Long-lasting.** Made of durable polyester impregnated with aluminum oxide particles.
- **Precise.** Flush-mounted mandrel and patented retention system to ensure precise operation, protecting neighboring teeth from scarring and tissue damage.
- **Ready to use abrasive layer.** Uncoated cutting edges for a high efficiency from the start.



Patented mandrel design

- Special coated mandrel is placed below the surface of the disc, for protection against scarring of restoration and better handling.
- Optimal torque transmission to disc, no sliding and no rpm sensitive.



Shorter mandrel

- Facilitates access to posterior and other restricted areas.



Short mandrels, can be used in narrow areas



OptiDisc General Assorted Kit

4200



OptiDisc Assorted kit 15.9mm

4190



OptiDisc Mini Kit 12.6mm

4188



Refills

**OptiDisc General Assorted Kit 9.6mm, 12.6mm (240 pcs) 4200**

Contains: ø 9.6mm: 30/Extra-Coarse, 30/Coarse, 30/Fine, 30/Extra-Fine - ø 12.6mm: 30/Extra-Coarse, 30/Coarse, 30/Fine, 30/Extra-Fine - 3 standard mandrels, 2 short mandrels, 1 OptiShine

**OptiDisc Assorted kit 15.9mm (80 pcs) 4190**

Contains: ø 15.9mm: 20/Extra-Coarse, 20/Coarse, 20/Fine, 20/Extra-Fine

**OptiDisc Mini Kit 12.6mm (120 pcs) 4188**

Contains: ø 12.6mm: 30/Extra-Coarse, 30/Coarse, 30/Fine, 30/Extra-Fine, 1 standard mandrel, 1 short mandrel, 1 OptiShine

Refill Packs

ø 9.6mm	
OptiDisc Extra-Coarse 9.6mm (80 pcs)	4197
OptiDisc Coarse/Medium 9.6mm (100 pcs)	4181
OptiDisc Fine 9.6mm (100 pcs)	4182
OptiDisc Extra-Fine 9.6mm (100 pcs)	4183

Ø 12.6mm	
OptiDisc Extra-Coarse 12.6mm (80 pcs)	4198
OptiDisc Coarse/Medium 12.6mm (100 pcs)	4184
OptiDisc Fine 12.6mm (100 pcs)	4185
OptiDisc Extra-Fine 12.6mm (100 pcs)	4186

Ø 15.9mm	
OptiDisc Extra-Coarse 15.9mm (80 pcs)	4199
OptiDisc Coarse/Medium 15.9mm (100 pcs)	4191
OptiDisc Fine 15.9mm (100 pcs)	4192
OptiDisc Extra-Fine 15.9mm (100 pcs)	4193

OptiDisc standard mandrel (5 pcs)	195
OptiDisc short mandrel (5 pcs)	196

## Strips

### OptiStrip

OptiStrip™ is essential for finishing and gloss polishing all inter-dental surfaces offering added value in providing a faster, higher surface gloss in only 2 steps. Ideal for polishing direct restorations including composites, glass ionomers, amalgams, semiprecious and precious metals. The abrasive particles have an optimized shape to reduce wear and keep sharpness for lasting efficiency.

#### OptiStrip Assorted Kit

1990

Contents: 4 x 50 OptiStrip of each type

#### Refill Packs of 100

OptiStrip Finishing, 2 mm	1991
OptiStrip Polishing, 2 mm	1992
OptiStrip Finishing, 4 mm	1993
OptiStrip Polishing, 4 mm	1994



Cases courtesy of Dr. Mario Besek



OptiStrip Assorted Kit

1990



OptiStrip Refill Pack

### Hawe Finishing and Polishing Strips

The abrasive strips are made of flexible polyester and firmly coated with aluminium oxide particles. They are available in two widths and in four colour-coded grit sizes.

#### Hawe finishing and Polishing Strips Assorted Kit

295

Contents: 4 x 50 strips of each grit size

#### Refill Packs of 100

Strips, Coarse/Medium, 1.9 mm	290
Strips, Fine/Extra Fine, 1.9 mm	291
Strips, Coarse/Medium, 3.9 mm	292
Strips, Fine/Extra Fine, 3.9 mm	293



Hawe Finishing and Polishing Strips Assorted Kit

295



White/blue: For contouring and finishing interdental surfaces



Yellow/pink: For pre- and gloss polishing of interdental surfaces



The strips have an uncoated "window" to protect the contact while being introduced into the interdental space.

### Hawe Diamond Strips

For contouring and finishing.

#### Hawe Diamond Strips, pack of 5

275

Width 2.3 mm



Grit size 20µ  
Hawe Diamond Strips are coated with diamond particles.

## Brushes

### Occlubrush®

Fast, non-destructive polishing of occlusal and concave surfaces. For the polishing of composites, compomers, resin-modified glass-ionomers and ceramics.

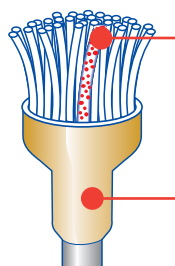
- Efficient pre and high-gloss polishing of occlusal fillings, especially fissures, cusps and occlusal surfaces
- Polishing particles already embedded in the bristles, hence no paste necessary
- A faster high-gloss shine than with conventional polishers
- Non-destructive to tooth structure or to the margins of the restoration
- Autoclavable at 134°C, at least 3 min. No effect on polishing performance

<b>Occlubrush Assorted Kit</b>	<b>2520</b>
--------------------------------	-------------

Contents: 5 Occlubrush regular cup, 5 Occlubrush small cup, 5 Occlubrush point

#### Refill Packs

Occlubrush regular cup, pack of 3	<b>2503</b>
Occlubrush small cup, pack of 3	<b>2504</b>
Occlubrush point, pack of 3	<b>2505</b>
Occlubrush regular cup, pack of 10	<b>2510</b>
Occlubrush small cup, pack of 10	<b>2511</b>
Occlubrush point, pack of 10	<b>2512</b>



**Each bristle is a polishing instrument.**

Special fibres with in-built silicon-carbide abrasive particles

**Not liable to confusion.**

Easily recognisable by the golden shaft.



Regular cup



Small cup



Point



Regular cup



Small cup



Point

### OptiShine™

**The first concave-shaped polishing brush:**

#### Efficient in practice:

- The concave shape of the brush is efficient on all tooth surfaces, also on less accessible surfaces like interproximal spaces and occlusal fissures.

#### Universal use:

- Always produces excellent polishing results for all restorations due to the concave shape of the brush.

#### Proven and efficient:

#### Excellent polish for an optimum aesthetic appearance:

- The polishing effect is created by polishing particles embedded in the bristles (silicon carbide), therefore no paste is necessary.

#### High gloss for all situations:

- Efficient gloss polish for restorations made of composite, compomer, resin-modified glass ionomer or ceramics as well as for prophylactic treatment.

#### Durable for multiple use:

- Autoclavable at 134°C, at least 3 min. No effect on the polishing performance.

<b>OptiShine</b>	
------------------	--

3 brushes	<b>2513</b>
10 brushes	<b>2514</b>

EP Pat. 1 384 418



Good accessibility due to concave shape of OptiShine

## Polishers – Composite

### Opti1Step Polisher

Enhanced polishing results for composite restorations: Smooth surface and high gloss, in just one step

- Increases surface gloss
- Eliminates scratches on composite restorations
- Reduces surface roughness and bacterial retention
- Delivers comparable results to multi-step systems and procedures
- Perfect control of abrasiveness on all surfaces due to optimised flexibility
- Allows a variable abrasion by changing pressure
- Gold plated mandrel and unique abrasive matrix for greater durability
- Autoclavable, reusable
- More cost efficient compared to traditional procedures

**Opti1Step Assortment Kit** 8000

Contains: 12 Composite Opti1Step Polisher: 4 Flames, 4 Cups, 4 Discs

**Opti1Step Assorted Minikit** 8004

Contains: 6 Composite Opti1Step Polisher: 2 Flames, 2 Cups, 2 Discs

**Opti1Step Flame** 8001

Contains: 12 Composite Opti1Step Polisher - Flame

**Opti1Step Cup** 8002

Contains: 12 Composite Opti1Step Polisher - Cup

**Opti1Step Disc** 8003

Contains: 12 Composite Opti1Step Polisher - Disc



Reference surface

Treated surface with  
Opti1Step Polisher



OptiDisc Coarse/Medium

Opti1Step

sRa= 0.56 µm

sRa= 0.18 µm



### HiLuster<sup>PLUS</sup> Polishing System

**Great Features:**

- High-gloss results in only 2 steps with a system based on the Identoflex technology, meeting the highest standards
- Optimum flexibility of the polishing matrix for excellent adaptation to the restoration
- Pre- and gloss polishing in one single step by efficient Gloss<sup>PLUS</sup> Polisher with integrated aluminium oxide particles
- Outstanding final result meeting highest aesthetic demands thanks to diamond particles integrated in the HiLuster<sup>PLUS</sup> Dia Polisher

**Proven and efficient:**

- High durability of the polishers thanks to the proven Identoflex technology

**Gloss<sup>PLUS</sup> Polishers**



Flame  
Part. No. 2651



Minipoint  
Part. No. 2652



Cup  
Part. No. 2653



Disc  
Part. No. 2654

**HiLuster<sup>PLUS</sup> Dia Polishers**



Flame  
Part. No. 2661



Minipoint  
Part. No. 2662



Cup  
Part. No. 2663



Disc  
Part. No. 2664

**Colour Coding System (CCS)**



- Clear colour coding in accordance with the OptiDisc colour determination for easy recognition of the polishing step

- Coarse/Medium    ■ Fine    □ Extra-Fine



**Hawe Polishing Assorted Kit 5100**

Contents: 2 Gloss<sup>PLUS</sup> Polishers Flame, 2 Gloss<sup>PLUS</sup> Polishers Cup, 2 HiLuster<sup>PLUS</sup> Polishers Flame, 2 HiLuster<sup>PLUS</sup> Polishers Cup, 5 OptiDisc 12,6 mm Coarse/Medium, 5 OptiDisc 12,6 mm Fine, 5 OptiDisc 12,6 mm Extra-Fine, 2 Mandrels

**HiLuster<sup>PLUS</sup> Polishing Assorted Kit 2600**

Contents: 3 Gloss<sup>PLUS</sup> Polishers Flame, 3 Gloss<sup>PLUS</sup> Polishers Minipoint, 3 Gloss<sup>PLUS</sup> Polishers Cup, 3 Gloss<sup>PLUS</sup> Polishers Disc, 2 HiLuster<sup>PLUS</sup> Dia Polishers Flame, 2 HiLuster<sup>PLUS</sup> Dia Polishers Minipoint, 2 HiLuster<sup>PLUS</sup> Dia Polishers Cup, 2 HiLuster<sup>PLUS</sup> Dia Polishers Disc

**Gloss<sup>PLUS</sup> Polishers Refill Packs of 6**

Flame	2651
Minipoint	2652
Cup	2653
Disc	2654

**HiLuster<sup>PLUS</sup> Polishers Refill Packs of 6**

Flame	2661
Minipoint	2662
Cup	2663
Disc	2664



Hawe Polishing Assorted Kit 5100



HiLuster<sup>PLUS</sup> Polishing Assorted Kit 2600

Part. No.

## Identoflex Composite Polishers

### The three-stage finishing and polishing system for composites

- Optimised Identoflex Composite Polishers for a high surface shine of the composite
- Three step-system: finishing - polishing - high gloss, to be applied immediately after contouring
- Optimum price-to-performance ratio
- Colour coding of the polishers for easy identification at each stage
- Designed for all surfaces



Assortment Prepolishers

ID 5101/8



Assortment High-gloss polishers

ID 5501/8

#### Identoflex Composite Polishers Assorted Kit

**Composite Prepolishers Testset, yellow**  
pack of 8 assorted

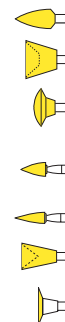
ID 5101/8

**Composite High-Gloss Polishers Testset white**  
pack of 8 assorted

ID 5501/8

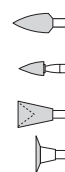
#### Prepolishers yellow, Refill Packs of 12

Flame	ID 5021/12
Large cup	ID 5031/12
Lenticular	ID 5041/12
Minipoint	ID 5061/12
Minipoint small	ID 5071/12
Cup	ID 5081/12
Disc	ID 5091/12



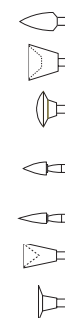
#### Gloss polishers grey, Refill Packs of 12

Flame	ID 5221/12
Minipoint	ID 5261/12
Cup	ID 5281/12
Disc	ID 5291/12



#### High-gloss polishers white, Refill Packs of 12

Flame	ID 5421/12
Large cup	ID 5431/12
Lenticular	ID 5441/12
Minipoint	ID 5461/12
Minipoint small	ID 5471/12
Cup	ID 5481/12
Disc	ID 5491/12

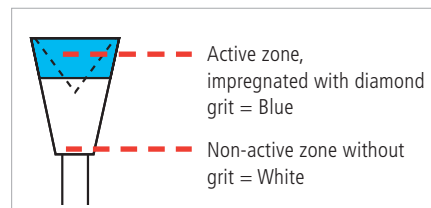


Scale of polishers: 1: 2

### Identoflex Diamond Composite Polishers

For the polishing of composites, compomers and glass-ionomers

- The twin-zone technology takes into account the typical wear pattern and thus allows savings in diamond grit
- Only the active zone is impregnated with diamond grit
- Thanks to the high polishing ability of diamond, low revs can be used. Overheating which could damage the pulp and filling materials, is thus avoided



**Cup:**  
For polishing convex surfaces and fissures, thanks to the fine edge, interdentially and along the line-angle



**Flame/Minipoint:**  
For polishing concave surfaces, especially occlusal ones



**Disc:**  
For polishing convex surfaces especially smooth areas in front teeth



<b>Assorted Kit</b>	
Testset, pack of 6 assorted shapes	<b>ID 5601/6</b>

Identoflex Diamond Composite Polishers

ID 5601/6


<b>Refill Packs of 12</b>	
---------------------------	--

Disc	<b>ID 5611/12</b>
------	-------------------

Flame	<b>ID 5621/12</b>
-------	-------------------

Cup	<b>ID 5681/12</b>
-----	-------------------

Minipoint	<b>ID 5691/12</b>
-----------	-------------------



### Minidentoflex Composite Polishers

The economical snap-on polishing system with the special universal mandrel.

<b>Prepolishers yellow, Refill Packs of 12</b>	
--	--

Prepolishers, yellow, point	<b>ID 0710/12</b>
-----------------------------	-------------------

Prepolishers, yellow, cup	<b>ID 0730/12</b>
---------------------------	-------------------

1 Mandrel RA	<b>ID 1101/1</b>
--------------	------------------



Scale of polishers: 1: 2

## Polishers – Ceramics



### Identoflex Porcelain / Ceramics NG

NG polishers enable much easier contouring, standard as well as high-gloss polishing of porcelain/ceramics, without the necessity of refurnicing.


#### Prepolishers green, Refill Packs of 12

Flame	ID 7071/12	
Cup	ID 7081/12	
Minipoint	ID 7091/12	

#### Gloss polishers grey, Refill Packs of 12

Flame	ID 7171/12	
Cup	ID 7181/12	
Minipoint	ID 7191/12	

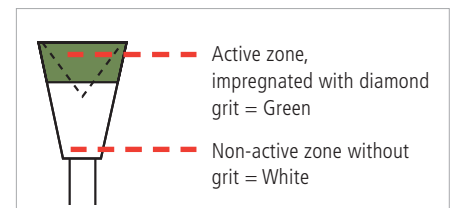
#### High-gloss polishers pink, Refill Packs of 12

Flame	ID 7271/12	
Cup	ID 7281/12	
Minipoint	ID 7291/12	

### Identoflex Diamond Ceramic Polishers

**Twin-zone diamond polishers for treating ceramics at the chair side.**

- Identoflex Diamond Ceramic Polishers have been specially developed for polishing ceramics at the chair side.
- Twin-zone technology takes account of typical wear patterns and allows savings of diamond grit.
- Only the active zone is impregnated with diamond grit, the normally unused areas being left plain.
- Optimal price-to-performance ratio
- The active zone is easily identifiable due to colour-coding
- Thanks to the high polishing power of diamond, lower revs can be used.  
Overheating of teeth, which can cause harm to the pulp and filling materials is thus avoided.



#### Cup:

For polishing convex surfaces and fissures, thanks to the fine edge also interdental areas and along the line-angle



#### Flame/Minipoint:

For polishing concave surfaces, especially occlusal ones



#### Disc:

For polishing convex surfaces, especially smooth areas in front teeth







Identoflex Diamond Ceramic Polishers

ID 5701/4

#### Assorted Kit

Ceramic Polishers Testset, pack of 4 assorted shapes	ID 5701/4
--	-----------

#### Refill Packs of 6

Disc	ID 5711/6	
Flame	ID 5721/6	
Cup	ID 5781/6	
Minipoint	ID 5791/6	

Scale of polishers: 1: 2



## Polishers – Amalgam

### AABA®-Dental Universal

Universal prepolishing programme for all filling materials

Prepolishers Refill Packs of 12	
Rounded torpedo, RA	ID 3011/12
Flame, RA	ID 3021/12
Minipoint, RA	ID 3031/12
Large Cup, RA	ID 3091/12
Cup, RA	ID 3151/12



### Identoflex Gold / Amalgam / Precious Metal Alloys

Specially developed for dental metals. High-gloss in two steps.

Assorted Kits	
Prepolisher Testset, brown, pack of 6 assorted	ID 4101/6
High-gloss Polisher Testset, green, pack of 6 assorted	ID 4601/6



Prepolisher Testset

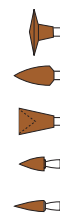
ID 4101/6



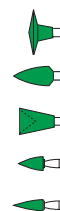
High-gloss Polisher Testset

ID 4601/6

Prepolishers brown, Refill Packs of 12	
Lenticular, RA	ID 4021/12
Flame, RA	ID 4041/12
Cup, RA	ID 4051/12
Minipoint, RA	ID 4061/12
Minipoint small, RA	ID 4071/12



High-gloss polishers green, Refill Packs of 12	
Lenticular, RA	ID 4521/12
Flame, RA	ID 4541/12
Cup, RA	ID 4551/12
Minipoint, RA	ID 4561/12
Minipoint small, RA	ID 4571/12



Scale of polishers: 1: 2

# Oral Prophylaxis

# 7

CLEANING AND POLISHING PASTES	7.2
CLEANING AND POLISHING ACCESSORIES	7.5
INSTRUMENTS	7.8
SUNDRIES	7.10



## Cleaning and Polishing Pastes

### Cleanic in Jar and Single Doses

Pastes containing Perlite



Cleanic Single Dose

3140 2 g portions



Ring Pot


985




Propy-Clip

3151

**Cleanic®** is a universal prophy paste with integrated cleaning variability, which accomplishes efficient initial cleaning and subsequent high polishing in one session. During the initial seconds of use, Cleanic exerts a high cleaning power that converts into a gentle polishing action as the Perlite particles fragment. The perlite technology turns Cleanic into a unique paste, which combines high cleaning power, polishing of dental surfaces and gentleness to hard tissue all in one. With the use of one single paste treatment time is significantly reduced.



Before



After

Microscope images show how the particles change during work with Cleanic. The typical diminution of particles from coarse and angular (cleaning) to small and round (polishing) is clearly visible.



Cleanic Intro Kit

3100



Cleanic Intro Kits	
With fluoride: Cartridge with 200 g Prophy-Paste, 8 Cleanic Prophy-Clips, 3 Spatulas	3100
Without fluoride: Cartridge with 200 g Prophy-Paste, 8 Cleanic Prophy-Clips, 3 Spatulas	3200
Cleanic Refill Packs	
Cleanic cartridge 200 g, with fluoride (0.15% CaF)	3110
Cleanic cartridge 200 g, without fluoride	3210
Cleanic cartridge 100 g, with fluoride (0.15% CaF)	3130
Cleanic cartridge 100 g, without fluoride	3230
Cleanic Single Dose with fluoride	
Contents: 200 individual portions (2 g), 3 Ring Pots. Contains 0.10% fluoride (NaF)	3140
Paste Carriers	
Ring Pots, pack of 100, not autoclavable	985
Propy-Clips, pack of 6, autoclavable at 134°C, at least 3 min.	3151

**Cleanic**  
RDA: 27.0

REA: 3.4



### Cleanic in Tube

#### Pastes containing Perlite

Cleanic® – the proven universal prophy paste with integrated cleaning variability, available in tubes, with three tastes and in a mint version without fluoride. Recommended to be applied with Pro-Cups.

<b>Cleanic in Tube Mint</b>	
Contents: 100 g prophy-paste, with fluoride (0.10% NaF), Peppermint flavour	<b>3180</b>
<b>Cleanic in Tube Green Apple</b>	
Contents: 100 g prophy-paste, with fluoride (0.10% NaF), Green Apple flavour, <b>without menthol</b>	<b>3182</b>
<b>NEW</b> <b>Cleanic in Tube Mint Fluoride-Free</b>	
Contents: 100 g prophy-paste, <b>without fluoride</b> , Peppermint flavour	<b>3183</b>
<b>NEW</b> <b>Cleanic in Tube Light</b>	
Contents: 100 g prophy-paste, with fluoride (0.10% NaF), <b>without artificial colorants and flavouring substances</b>	<b>3184</b>



**Cleanic**  
RDA: 27.0 REA: 3.4

### CleanPolish and SuperPolish

#### Pastes containing pumice

**CleanPolish** is a fortified paste which cleans natural teeth and metal fillings quickly and efficiently. By using **SuperPolish** as the second step of a complete cleaning and polishing procedure delivers visual results which will impress even the most demanding patients and professionals. SuperPolish really imparts a mirror-like shine to both natural teeth and metal fillings.

<b>CleanPolish and SuperPolish</b>	
CleanPolish: 50 g paste, without fluoride and Anise flavour	<b>360</b>
SuperPolish: 45 g paste, without fluoride and Anise flavour	<b>361</b>
Set including brushes with natural bristles:	
1 CleanPolish (item 360), 1 SuperPolish (item 361), 20 brushes (item 831 RA)	<b>831 CLID</b>
Set including brushes with nylon bristles:	
1 CleanPolish (item 360), 1 SuperPolish (item 361), 20 brushes (item 835 RA)	<b>835 CLID</b>



CleanPolish 360



SuperPolish 361



Set including brushes with natural bristles 831 CLID



Set including brushes with nylon bristles 835 CLID

**CleanPolish**  
RDA: 43.8 REA: 5.5

**SuperPolish**  
RDA: 9.8 REA: 4.5



### Tri-Fluor-O-Clean

#### Pastes containing pumice and zirconiumsilicate

Prophy-Paste for cleaning and fluoridation. Tri-Fluor-O-Clean accomplishes excellent cleaning, removes bacterial plaque and stained pellicle, usually without dulling the high polish of gold restorative work. During the prophylaxis, the activated enamel surface is modified by three fluoride complexes. The mechanisms of these fluorides are different: sodium fluoride (NaF) with intensive immediate fluoridation with additional depot effect, calcium fluoride (CaF<sub>2</sub>) with a delayed effect and prolongation of the oral F-clearance and monofluorophosphate (MFP) which catalyzes remineralization of early carious lesions.

<b>Tri-Fluor-O-Clean</b>	
Small: 50 g paste, with three fluorides and Peppermint flavour	983
Big: 300 g paste, with three fluorides and Peppermint flavour	984



Tri-Fluor-O-Clean 983

**Tri-Fluor-O-Clean**  
RDA: 34.5 REA: 7.3

### Hawe Implant Paste – For Cleaning and Polishing of Implants

#### Paste containing aluminiumoxide

This special prophy paste is developed for an efficient and gentle maintenance of implants! With a pleasant fresh mint taste and without fluoride, this pumice-free paste will ideally be applied after the use of Implant Deplaquers to eliminate biofilm deposits. The selected formulation and the low RDA of 10 are permitting to regularly clean the implant surface without scratching the surface of it. The result will impress even the most demanding professionals, as the paste imparts a cleaned metallic implant surface and will so slow down a fast re-implementation of new deposits. This is the condition for a healthy implant and so contributes to a longlasting life of it. All cups and brushes can be recommended for an implant hygiene session with this special paste.

<b>Hawe Implant Paste</b>	
Contents: 45g paste, without fluoride and Peppermint flavour	3500



**Hawe Implant Paste**  
RDA: 9.8 REA: 4.5

#### Special features and characteristics:

- without fluoride
- pumice-free
- low RDA-value (<10)
- pleasant fresh mint taste
- does not scratch the implant surface!



The special prophy paste Hawe for implants!



Elimination of biofilm deposits with an Universal Implant Deplaquer.



Elimination of biofilm deposits with an Orofacial Implant Deplaquer.



Application of the paste with a brush (item 0240).



Application of the paste with a cup (item 1805).



Application of the paste with a cup (item 1805).



Application of the paste with a cup (item 1801).

## Cleaning and Polishing Accessories

### Hawe Miniature Tooth Cleaning and Polishing Brushes

The smallest form of this type of brush. Absolute top product for quality and design.

Natural bristles for contra-angle handpiece, pack of 10	831 RA
Natural bristles for contra-angle handpiece, pack of 100	831/100
Nylon bristles for contra-angle handpiece, pack of 10	835 RA
Nylon bristles for contra-angle handpiece, pack of 100	835/100



Natural bristles 831



Nylon bristles 835

### Pro-Brush

Miniature Cleaning and Polishing Brush.

Pro-Brush is a superior quality tooth cleaning and polishing brush, easily recognisable by its blue bio-compatible polymer cup. Unique added value: this polymer cup avoids scratches or damaging on adjacent teeth surfaces when accidentally they are contacted with the cup during cleaning and polishing procedure.

Natural bristles for contra-angle handpiece, pack of 10	841 RA
Natural bristles for contra-angle handpiece, pack of 100	841/100
Nylon bristles for contra-angle handpiece, pack of 10	845 RA
Nylon bristles for contra-angle handpiece, pack of 100	845/100



Natural bristles 841



Nylon bristles 845

### Pasteless Propphy

This innovative product is indicated for professional tooth cleaning on tooth enamel surfaces when extreme staining occurs. Pasteless Propphy is to be used as a final step and only topically after polishing with Cleanic. It provides fluoride release and maximum smoothness (comparable to Cleanic).

#### The advantages:

- High cleaning power for maximum stain removal
- High polishing for superior aesthetics
- Proven structurally bound fluoridation due to continuous release of fluoride particles (0.9% fluoride as sodium fluoride)
- Final tooth surface roughness comparable to that obtained by Cleanic: Scientifically proven producing minimal abrasion values combined with maximum cleaning efficacy
- Helps reduce the formation of plaque
- Latex free
- **NEW optimized formulation:** can be autoclaved several times (no impact on fluoride-content and fluoride-release during application!)



Releases fluoride during application!

#### Pasteless Propphy

Cup, pack of 15	1950
Flame, pack of 15	1951
Disc, pack of 15	1952
Assorted, pack of 15 (5 Cups, 5 Flames, 5 Discs)	1953

### Propphy-Polishers without Fluoride

Innovative product with the same indications/added values as for Pasteless-Propphy, but without containing and releasing fluoride.


Flame, pack of 6	ID 6021/6
Minipoint, pack of 6	ID 6071/6
Cup, pack of 6	ID 6081/6

### Pro-Cup

The latex-free Pro-Cup® range permits the economical, splash-free application of prophy-paste. Thanks to its unique lamellar inner and outer profile, Pro-Cup impells the prophy-paste and saliva towards the edge of the cup on a helical principle. In this way the formation of a splash-ball is avoided and the prophy-paste is continually carried in the direction of the teeth, hence reducing heat through friction. Available in a soft (light blue) and a hard (dark blue) version.

Pro-Cup Soft, light blue	
Latch-Type, pack of 30	990/30
Latch-Type, pack of 120	990/120
Screw-Type, pack of 30	1810/30
Screw-Type, pack of 120	1810/120

Pro-Cup Hard, dark blue	
Latch-Type, pack of 30	991/30
Latch-Type, pack of 120	991/120
Screw-Type, pack of 30	1811/30
Screw-Type, pack of 120	1811/120



Pro-Cup



Pro-Cup Soft

990/30



### Pro-Cup® Junior

Especially suitable for use in children or small oral cavities.

Pro-Cup Junior Soft, light blue	
Latch-Type, pack of 30	992/30
Latch-Type, pack of 120	992/120
Screw-Type, pack of 30	1812/30
Screw-Type, pack of 120	1812/120

Pro-Cup Junior Hard, dark blue	
Latch-Type, pack of 30	993/30
Latch-Type, pack of 120	993/120
Screw-Type, pack of 30	1813/30




Pro-Cup

Pro-Cup Junior



### Hawe Prophy Cup and Brush Program

Snap-On Cups	
Snap-On laminated, soft rubber (grey), pack of 30, latex free	957/30
Snap-On laminated, soft rubber (grey), pack of 120, latex free	957/120
Snap-On laminated, hard rubber (white), pack of 30, latex free	965/30
Snap-On laminated, hard rubber (white), pack of 120, latex free	965/120
Snap-On ribbed, soft rubber (grey), pack of 30	958/30
Snap-On ribbed, hard rubber (white), pack of 30, latex free	959/30



Part. No.

**Snap-On Brushes**

Snap-On normal shape, pack of 30, natural bristles **978/30**

Snap-On point, pack of 30, natural bristles **979/30**

**Snap-On Mandrels (to be used with all Snap-On Brushes and Snap-On Cups)**

3 Mandrels **976**

10 Mandrels **976/10**

**Latch-Type Cups**

Latch-Type laminated, soft rubber (grey), pack of 30 **960/30**

Latch-Type laminated, soft rubber (grey), pack of 120 **960/120**

Latch-Type laminated, hard rubber (white), pack of 30 **967/30**

Latch-Type laminated, hard rubber (white), pack of 120 **967/120**

Latch-Type ribbed, soft rubber (grey), pack of 30 **961/30**

Latch-Type ribbed, hard rubber (white), pack of 30 **962/30**

Latch-Type with brushes, hard rubber (white), pack of 30, natural bristles **963/30**

**Latch-Type Brushes**

Latch-Type normal shape, pack of 30, nylon bristles **0270/30**

Latch-Type normal shape, pack of 120, nylon bristles **0270/120**

Latch-Type point, pack of 30, nylon bristles **969/30**

Latch-Type point, pack of 120, nylon bristles **969/120**

**Screw-Type Cups**

Screw-Type laminated, soft rubber (grey), pack of 30, latex-free **1801/30**

Screw-Type laminated, soft rubber (grey), pack of 120, latex-free **1801/120**

Screw-Type laminated, hard rubber (white), pack of 30, latex-free **1802/30**

Screw-Type laminated, hard rubber (white), pack of 120, latex-free **1802/120**

Screw-Type ribbed, soft rubber (grey), pack of 30, latex-free **1800/30**

Screw-Type ribbed, soft rubber (grey), pack of 120, latex-free **1800/120**

Screw-Type ribbed, hard rubber (white), pack of 30, latex-free **1809/30**

Screw-Type ribbed, hard rubber (white), pack of 120, latex-free **1809/120**

Screw-Type ribbed small, soft rubber (grey), pack of 30, latex-free **1803/30**

Screw-Type ribbed small, hard rubber (white), pack of 30, latex-free **1804/30**

Screw-Type point soft rubber (grey), pack of 30 **1805/30**

Screw-Type spiral soft rubber (grey), pack of 30, latex-free **1807/30**

**Screw-Type Brushes**

Screw-Type normal shape, pack of 30, natural bristles **0210**


Screw-Type normal point, pack of 30, natural bristles **0230**

Screw-Type small, pack of 30, natural bristles **0220**

Screw-Type small point, pack of 30, natural bristles **0240**

**Screw-Type Mandrels (to adapt screw-type products to latch-handpieces)**

10 Mandrels **1301**





## Instruments

### Click-Probe®

Plastic periodontal probe with a unique „Click-System” occurring always at a pression of ca. 20-25g (corresponding to 0.2-0.25N). This unique periodontal probe permits "operator-independent" reproducible and precise periodontal pocket measurements, avoiding tissue lesions at the end of the pocket thanks to the clearly perceptible "Click". Indicated also for Implants. Autoclavable at 134°C, at least 3 min.

Click-Probe Scale 3/6/9/12 (green), pack of 3	1390
Click-Probe Scale 3/6/9/12 (green), pack of 1	1391
Click-Probe Scale 3/5/7/10 (blue), pack of 3	1395
Click-Probe Scale 3/5/7/10 (blue), pack of 1	1396



"Operator-Independent" precise pocket measurements!



Green: Scale 3/6/9/12



Blue: Scale 3/5/7/10

### Implant Deplaquers

Metal-free and autoclavable Implant Deplaquers indicated for a gentle and efficient elimination of soft deposits around and on implant surfaces, avoiding scratches on metal surfaces. These unique carbon-fiber reinforced plastic instruments are available in two shapes: Universal (for more topical applications) and Orofacial (for larger, lateral surfaces). This procedure can ideally be finished with a gentle cleaning and polishing session, using the new Hawe Implant Paste. For this purpose, a selection of most popular cups and brushes are included in the recall set (latch- and screw-type, including mandrels to adapt screw-type products to latch-handpieces).



Universal Implant Deplaquer



Orofacial Implant Deplaquer

Unique instruments for a professional maintenance of implants!

#### Implant Deplaquers Set

Contents: 2 Orofacial Implant Deplaquers, 2 Universal Implant Deplaquers, 2 Perio-Probes, 20 cups (items 1805 and 1807, 10 pcs each), 20 brushes (items 0220 and 0240, 10 pcs each), 10 mandrels (item 1301)

3520

#### Refill Packs

Universal Implant Deplaquers, pack of 5	1350
Universal Implant Deplaquers, pack of 2	1351
Orofacial Implant Deplaquers, pack of 5	1360
Orofacial Implant Deplaquers, pack of 2	1361



Universal Implant Deplaquer (topical applications)

1350



Orofacial Implant Deplaquer (for larger lateral surfaces)

1360



Implant Deplaquers Set

3520

Part. No.

### Irrigation Probe

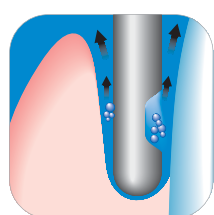
Irrigation needles with side opening and rounded tips. For a gentle, professional irrigation of root canals and periodontal pockets without risk of apex perforation or tissue damage.

Irrigation Probe Intro Kit	
Contents: 30 needles assorted (items 502 and 505, 5 pcs each; items 503 and 504, 10 pcs each)	<b>500</b>

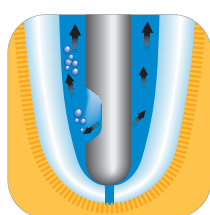
Refill Packs	
Gauge No. 21 Ø 0.8 mm green (0.8 mm x 25 mm), 40 pcs	<b>502</b>
Gauge No. 23 Ø 0.6 mm blue (0.6 mm x 25 mm), 40 pcs	<b>503</b>
Gauge No. 25 Ø 0.5 mm orange (0.5 mm x 25 mm), 40 pcs	<b>504</b>
Gauge No. 30 Ø 0.3 mm yellow (0.3 mm x 25mm), 40 pcs	<b>505</b>



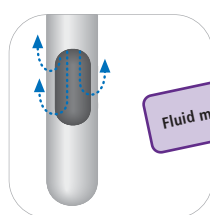
Irrigation Probe



Irrigation of periodontal pockets



Irrigation of root canals



Fluid movement due to side openings

Luer-Lock: compatible with all standard syringes!

### Perio-Probe

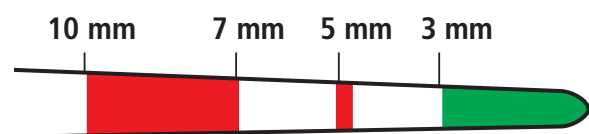
Colour-coded plastic periodontal probe, available in scale 3/5/7/10. This unique colour-code permits a fast and qualitative evaluation of periodontal pocket's presence resp. deepness. Indicated for implants. Autoclavable at 134°C, at least 3 min.

Perio-Probe Instruments, pack of 5	<b>1370</b>
Perio-Probe Instruments, pack of 2	<b>1371</b>



Perio-Probe

1370



Also indicated for implants!

Green part visible (< 3mm): **Healthy**

Green part visible (< 3mm), but bleeding: **gingivitis**

Green part no longer visible (> 3mm): **pocket that has to be treated!**

### Perio Soft-Scaler®

Plastic instrument for the removal of soft and slightly mineralised plaque in and around periodontal pockets. This instrument is offering a good compromise between efficiency, gentleness to the teeth and flexibility of the tool. Not indicated for hard calculus to be removed in regular hygiene sessions. Autoclavable at 134°C, at least 3 min.


Perio Soft-Scaler Instruments, pack of 5	<b>1380</b>
Perio Soft-Scaler Instruments, pack of 2	<b>1381</b>



Perio Soft-Scaler

1380

Designed for gentle cleaning of periodontal pockets!



## Sundries

### OptiView

**Lip- and cheek retractor available in two sizes: standard (white) and small (light blue)**

OptiView™ is an innovative lip- and cheek retractor that is designed to provide even retraction of lips and cheeks for great buccal and gingival access at the same time. Thanks to its anatomic shape OptiView offers patient comfort even during longer dental treatments. The anatomical shaped lip holders with opening for the frenulum guarantee wearing comfort. The lateral flaps gently hold the cheeks and ease the removal of the product. The application possibilities of OptiView are manifold and cover practically the entire dentistry spectrum: for patients reacting with **panic and claustrophobic** symptoms under rubber dams, as well as for those suffering from **strong nausea**, easy control even for patients with **strong lip pressure**, in general for **children, elderly and handicapped** patients, convenience offered while taking pictures, for bleaching-procedures, for gluing of tooth jewellery/gems and brackets.

Frames and cushions are autoclavable at 134°C, at least 3 min.

The retraction of lips or cheeks with additional cumbersome instruments is no longer required.

<b>OptiView Standard Kit</b>	
Contents: 2 Lip-and Cheek Retractors Standard with mounted cushions	5500
<b>OptiView Small Kit</b>	
Contents: 2 Lip- and Cheek Retractors Small with mounted cushions	5502
<b>OptiView Refill Cushions</b>	
Contents: 10 cushions	5501

#### Enjoy the unobstructed view

- **Superior, uniform perioral retraction.** Maximises visibility and access to the working field
- **Passive placement.** Stable, flexible 3-dimensional design ensures quick and gentle placement and removal
- **Enhanced patient comfort.** Anatomic design ensures wearing comfort even during longer procedures and facilitates placement of the saliva ejector



OptiView



### Discovery Trays

Double arch disposable trays for topical fluoride application. Made of Polyethylene (Plastics).

<b>Discovery Trays – Standard Packs of 30</b>	
Child (Aqua)	14202
Small (Yellow)	14199
Medium (Lime)	14200
Large (Blue)	14201
<b>Discovery Trays – Bulk Packs of 100</b>	
Child (Aqua)	16188
Small (Yellow)	16189
Medium (Lime)	16190
Large (Blue)	16191










Discovery Trays

# X-Rays

# 8

X-RAY FILM AND PHOSPHOR PLATE HOLDERS	8.3
X-RAY SENSOR HOLDERS FOR DIRECT DIGITAL IMAGING	8.6
X-RAY CENTRING DEVICES	8.10
X-RAY CENTRING RINGS	8.10



	Film and Phosphor Plate Holders				Sensor Holders		
	HORIZONTAL BITEWINGS  Kwik-Bite	PERIAPICALS  Super-Bite	ENDODONTICS  Endo-Bite	VERTICAL BITEWINGS  Paro-Bite	HORIZONTAL BITEWINGS  Kwik-Bite Senso	PERIAPICALS  Super-Bite Senso	ENDODONTICS  Endo-Bite Senso
X-Ray film	With ring Art. 1780	With ring Anterior Art. 1021 Posterior Art. 1022 Assortment Art. 1020	With ring Anterior Art. 1791 Posterior Art. 1792 Assortment Art. 1790	With ring Art. 1770	<b>X</b>	<b>X</b>	<b>X</b>
Phosphor plate borderless	or With index** Art. 270*	or With index** Anterior Art. 671 Posterior Art. 672 Assortment Art. 670			<b>X</b>	<b>X</b>	<b>X</b>
Phosphor plate bordered	With ring Art. 1780	With ring Anterior Art. 1021 Posterior Art. 1022 Assortment Art. 1020	With ring Anterior Art. 1791 Posterior Art. 1792 Assortment Art. 1790		<b>X</b>	<b>X</b>	<b>X</b>
Sensor wired and wireless	<b>X</b>	<b>X</b>	<b>X</b>	<b>X</b>	With ring Art. 2700 (also for vertical bitewings)	With ring Anterior Art. 2801 Posterior Art. 2802 Assortment Art. 2800	With ring Anterior Art. 2901 Posterior Art. 2902 Assortment Art. 2900
Centring device*	Art. 1781	Anterior Art. 1023 Posterior Art. 1024	Anterior Art. 1793 Posterior Art. 1794	Art. 1781	Art. 1781	Anterior Art. 1023 Posterior Art. 1024	Anterior Art. 1793 Posterior Art. 1794
Testset	One of each with ring Art. 1720				One of each with ring Art. 2720		

\* Centring devices are used in combination with holders with ring only for rectangular tubes and small round tubes ( $\varnothing \leq 5$  cm). The centring devices facilitate a perfect adjustment of these tubes. With standard round tubes ( $\varnothing \approx 6$  cm) there is no need for centering devices.

\*\* Holders with index are not recommended for rectangular tubes and small round tubes ( $\varnothing \leq 5$  cm).

## X-Ray Film and Phosphor Plate Holders

### X-Ray Film and Phosphor Plate Holders

#### Hawe Solutions for X-rays

Clear radiographs are essential to diagnosis. The better the technology, the better the radiographs and the more exact the diagnosis.

#### The advantages of Hawe Solutions for X-rays are clear enough to see

- Exact positioning of the film or phosphor plate relative to the tooth – no bending and thus no distortion
- No ocular guesswork – exclusive, automatic reliance on the extraoral aiming and centring device
- Reproducible images (quasi standardisation)
- Optimally clear radiographs

#### Improving the quality

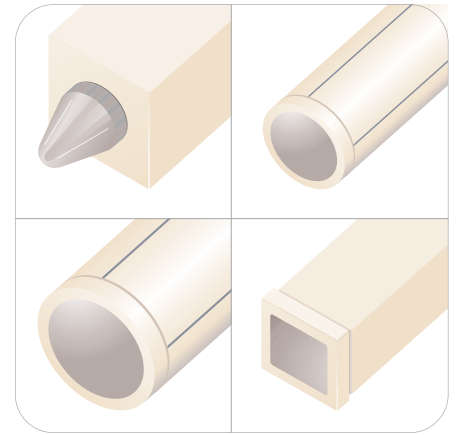
- Constant X-ray quality over time – whoever takes the radiographs

#### Increased profitability

- Simplicity of the system in use – saving time
- Delegation possible to hygienists

#### Uses the most modern technology

- Special holders (colour-coded) for different types of radiograph
- Compatibility with all X-ray tubes.



Suited for all available tubes

### X-Ray Film and Phosphor Plate Holders Testset

#### X-Ray Film and Phosphor Plate Holders Testset

1720

Contents: 6 X-ray holders with ring (1 Kwik-Bite, 1 Super-Bite Anterior, 1 Super-Bite Posterior, 1 Paro-Bite, 1 Endo-Bite Anterior, 1 Endo-Bite Posterior), 6 Centring Devices



X-Ray Film and Phosphor Plate Holders Testset

1720

### Kwik-Bite

Kwik-Bite® is a film and phosphor plate holder for horizontal bitewings (standard bitewings). It guarantees perfect radiographs without overlaps and hence eliminates the need for repetition and unnecessary exposure to X-rays. A direct comparison of radiographs over the years can be made for the same patient. Autoclavable at 134° C, at least 3 min.

#### Compatibility

Kwik-Bite is compatible with the most commonly used X-ray film formats (1, 2, 3). Kwik-Bite with ring is also suitable for indirect digital systems. Compatible with all major brands of phosphor plate sensors.

#### Kwik-Bite with ring

1780

Contents: 5 Kwik-Bite with ring, 1 Centring Device



Kwik-Bite with Ring

1780

#### Kwik-Bite with index

270

Contents: 15 Kwik-Bite with index

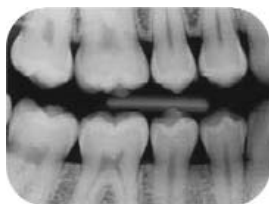


Kwik-Bite with Index

270



Size 0



Size 2



Size 3

### Super-Bite

Super-Bite® is a film and phosphor plate holder indicated for periapical radiographs of anterior and posterior teeth. The system includes two types of holder (anterior, green and posterior, red) for use in all four quadrants. The Super-Bite X-ray holder is intended for a wide variety of film and phosphor plates thicknesses, in order to guarantee the best possible grip. Autoclavable at 134° C, at least 3 min.

#### Compatibility

Super-Bite with ring is also suitable for indirect digital systems. Compatible with all major brands of phosphor plate sensors.

<b>Super-Bite with Ring Assorted Kit</b>	<b>1020</b>
--	-------------

Contents: 2 Super-Bite Anterior, 2 Super-Bite Posterior, 2 Centring Devices

<b>Super-Bite with Ring Refill Packs</b>	
--	--

Contents: 4 Super-Bite Anterior with ring, 1 Centring Device	<b>1021</b>
---	-------------

Contents: 4 Super-Bite Posterior with ring, 1 Centring Device	<b>1022</b>
--	-------------

<b>Super-Bite with Index Assorted Kit</b>	<b>670</b>
---	------------

Contents: 4 Super-Bite Anterior, 4 Super-Bite Posterior, 8 Index

<b>Super-Bite with Index Refill Packs</b>	
---	--

Contents: 8 Super-Bite Anterior, 8 Index	<b>671</b>
Contents: 8 Super-Bite Posterior, 8 Index	<b>672</b>



Super-Bite Anterior

1021



Super-Bite Posterior

1022



Anterior



Posterior

Part. No.

### Endo-Bite

Endo-Bite is a special film and phosphor plate holder for diagnostic X-rays of root canal instruments during root treatment, checks on root fillings and inserted pins and screws and for general use when the bite is blocked (e.g. rubberdam clamps). The system includes two types of holder (anterior, green and posterior, red) for use in all four quadrants. Autoclavable at 134° C, at least 3 min.

#### Compatibility

Endo-Bite is also suitable for indirect digital systems. Compatible with all major brands of phosphor plate sensors.


**Endo-Bite with Ring Assorted Kit** 1790

Contents: 2 Endo-Bite Anterior with ring, 2 Endo-Bite Posterior with ring, 2 Centring Devices

**Endo-Bite with Ring Refill Packs** 1791

Contents: 4 Endo-Bite Anterior with ring,  
1 Centring Device

Contents: 4 Endo-Bite Posterior with ring,  
1 Centring Device 1792



Endo-Bite Anterior

1791



Endo-Bite Posterior

1792



Anterior



Posterior

### Paro-Bite

Paro-Bite is a special film holder for assessing the bone level in perio patients and support zones in children (vertical bitewing). Autoclavable at 134° C, at least 3 min.

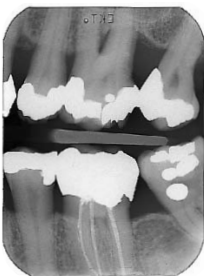
**Paro-Bite with Ring** 1770

Contents: 5 Paro-Bite with Ring, 1 Centring Device



Paro-Bite with Ring

1770



Size 2



## X-Ray Sensor Holders for Direct Digital Imaging

### X-Ray Sensor Holders

#### Consistently superior results

Kwik-Bite Senso, Super-Bite Senso and the new Endo-Bite Senso are designed to ensure superior quality and consistent repeatability in the direct digital imaging of bitewing, periapical and endodontic radiographs.

#### Unique adjustable clamping device

Fast, secure fixation of the sensor. No disassembling of the holder for sensor positioning and autoclaving.

#### Universal system

Compatible with all commonly-used brands, types and sizes of sensors.

#### Proven extra-oral centring ring

Precise positioning ensures excellent details on radiographs every time. Reproducible results due to ease of precise positioning.

#### Technical data

Hawe's sensor holders accept sensor sizes 0–2 and accommodate all x-ray tubes. Autoclavable at 134° C, at least 3 min.

### Testset Sensor Holder System

#### Testset Sensor Holder System

2720

Contents: 5 sensor holders with ring (1 Kwik-Bite Senso, 1 Super-Bite Senso Anterior, 1 Super-Bite Senso Posterior, 1 Endo-Bite Senso Anterior, 1 Endo-Bite Senso Posterior), 5 Centring Devices



Testset Sensor Holder System

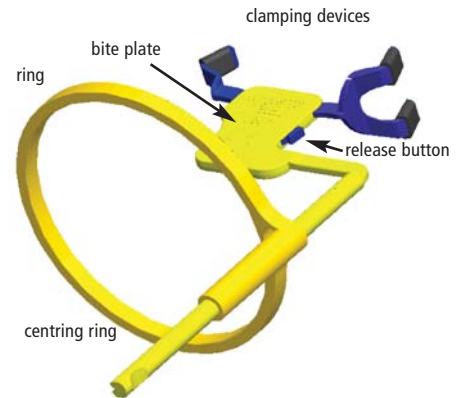
2720

### Kwik-Bite Senso

Kwik-Bite® Senso is a universal sensor holder for direct digital imaging of horizontal bitewings. Thanks to its unique clamping device Kwik-Bite Senso is compatible with all commonly-used brands, types and sizes of sensors. The frictionless cogwheel segment stands for safe and easy individual adaptation. To the patient Kwik-Bite Senso offers greater comfort thanks to its optimised bite plate (2.5 mm). Autoclavable at 134° C, at least 3 min.

**Benefits:**

- Self-centring clamping device for compatibility with all commonly used sensor types
- Rubber covered clamps to prevent slipping
- Frictionless cogwheel segment for individual adaptation
- Ergonomic release button for safe removal and quick re-use
- Optimised bite plate for patient comfort, optimal thickness (2.5 mm) avoids biting of the cable.



<b>Kwik-Bite Senso Standard Kit</b>	<b>2700</b>
Contents: 4 Kwik-Bite Senso with ring, 1 Centring Device	
<b>Disposable Sensor Covers 3.5 x 20.5 cm</b>	<b>PE3735</b>
Contents: 500 pieces	
<b>Disposable Sensor Covers 4 x 21 cm</b>	<b>PE3736</b>
Contents: 500 pieces	


**Comfortable taking of radiographs:**



1. Use an infection control bag for digital sensors. Kerr now offers a complete range of infection control barrier products (Please see order information).



2. Insert the sensor (CCD) between the self-centring clamping device. Place the cable on the same side as the indicator rod.



3. Push both clamping devices together for a perfect fit of different sensor sizes.



4. Ready for use.



5. After use, push the release button to remove the digital sensor.

### Super-Bite Senso

Super-Bite® Senso is a universal sensor holder system for direct digital imaging of periapical radiographs. The system includes two types of holder (anterior, green and posterior, red) for use in all four quadrants. Thanks to its unique clamping device Super-Bite Senso can accommodate any brand, type or size of sensor. Its fixed apical stop guarantees complete visibility of the apical region. This capability represents a major breakthrough in taking digital radiographs with digital sensors. Autoclavable at 134° C, at least 3 min.

#### Get the exact image you need with any sensor

- Unique adjustable clamping device promotes precise, easy positioning of all commonly-used sensors – with or without cabling (wireless)
- Sensor holder is compatible with all popular brands of sensors. Accepts sensor sizes 0 – 2. Accommodates all x-ray tubes
- Fixed apical stop positions the sensor at the exact location to capture a complete view of the apical region regardless of sensor orientation or sensor size used
- Unlocking knob secures sensor firmly in place
- Innovative design eliminates tearing of infection control bag

**Super-Bite Senso Assorted Kit** 2800

Contents: 2 Super-Bite Senso Anterior with Ring, 2 Super-Bite Senso Posterior with Ring, 2 Centring Devices

**Super-Bite Senso Anterior Refill** 2801

Contents: 4 Super-Bite Senso Anterior with Ring, 1 Centring Device

**Super-Bite Senso Posterior Refill** 2802

Contents: 4 Super-Bite Senso Posterior with Ring, 1 Centring Device

**Disposable Sensor Covers 3.5 x 20.5 cm** PE3735

Contents: 500 pieces

**Disposable Sensor Covers 4 x 21 cm** PE3736

Contents: 500 pieces



Super-Bite Senso Anterior

2801



Super-Bite Senso Posterior

2802




Part. No.

### Endo-Bite Senso


Endo-Bite Senso is a universal sensor holder for direct digital imaging of endodontic radiographs. The system includes two types of holder (anterior, green and posterior, red) for use in all four quadrants. Thanks to its unique clamping device Endo-Bite Senso is compatible with all commonly used brands, types and sizes of sensors. The fixed apical stop guarantees complete visibility of the apical region. This capability represents a major breakthrough in taking digital radiographs with digital sensors. Autoclavable at 134°C, at least 3 min.

<b>Endo-Bite Senso Assorted Kit</b>	<b>2900</b>
Contents: 2 Endo-Bite Senso Anterior with ring, 2 Endo-Bite Senso Posterior with ring, 2 Centring Devices	
<b>Endo-Bite Senso Anterior Refill</b>	<b>2901</b>
Contents: 4 Endo-Bite Senso Anterior with ring, 1 Centring Device	
<b>Endo-Bite Senso Posterior Refill</b>	<b>2902</b>
Contents: 4 Endo-Bite Senso Posterior with ring, 1 Centring Device	
<b>Disposable Sensor Covers 3,5 x 20,5 cm</b>	<b>PE3735</b>
Contents: 500 pieces	
<b>Disposable Sensor Covers 4 x 21 cm</b>	<b>PE3736</b>
Contents: 500 pieces	



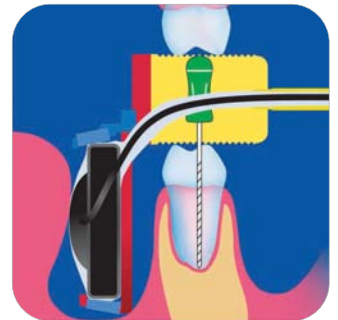
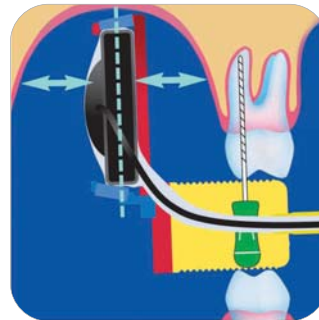
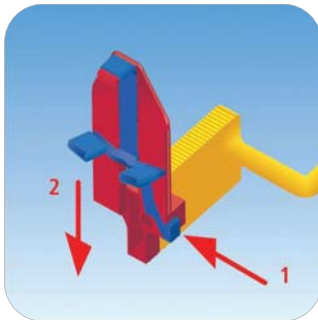
Endo-Bite Senso Anterior

2901



Endo-Bite Senso Posterior

2902

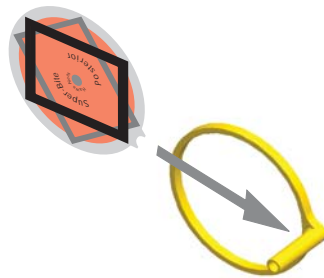
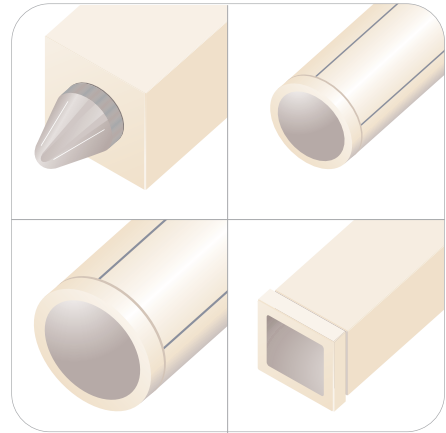


## X-Ray Centring Devices

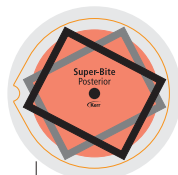
### Hawe X-Ray Centring Devices for Film Holders, Phosphor Plate Holders and Sensor Holders

For the exact positioning of rectangular and other special X-ray tubes.

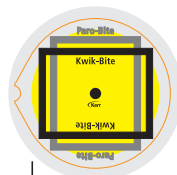
Refill Packs of 50	
Hawe Super-Bite Anterior Centring Devices	1023
Hawe Super-Bite Posterior Centring Devices	1024
Hawe Paro-Bite Centring Devices	1771
Hawe Kwik-Bite Centring Devices	1781
Hawe Endo-Bite Anterior Centring Devices	1793
Hawe Endo-Bite Posterior Centring Devices	1794



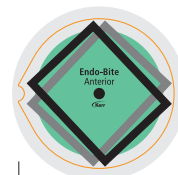
Super-Bite Anterior



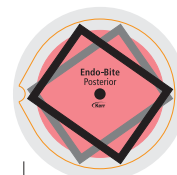
Super-Bite Posterior



Kwik-Bite/Paro-Bite



Endo-Bite Anterior



Endo-Bite Posterior

## X-Ray Centring Rings

Hawe Centring Rings for Film Holders, Phosphor Plate Holders and Sensor Holders.

Refill Pack of 3	
Centring rings	1721



Hawe X-Ray Centring Rings

1721

08\_E\_05\_13



# Infection Control and Disposables

# 9

STERILE EXAMINATION INSTRUMENTS	9.2
BARRIERS	9.3
DISPOSABLE AIR/WATER SYRINGE TIPS	9.8
TRAPS	9.9
DISINFECTANTS	9.11

## Sterile Examination Instruments

Whether a complete examination kit with clinician and nurse's masks, patient bib and instruments is needed, or individual sterile instruments, such as tweezers, probe, or mirror, these kits provide a practical solution. All materials used in their manufacture are either recyclable or biodegradable.

### Safety and convenience in one kit.

- **Ready-to-use.** Minimises tray set-up time.
- **Hygienic.** Single-use, eliminates cross-contamination issues.
- **Convenient.** Excellent for routine use, during busy surgery times, staff shortages, autoclave failure, home visits and for high-risk patients.
- **Time-saving.** Reduces time spent sterilising and handling sharps.
- **Cost-effective.** Increases productivity and reduces inventory.

#### Sterile Oral Examination Kit (50) PE8401

Box of 50 individually wrapped Disposable Sterile Kits containing: 1 Dental Examination Mirror, 1 Double-ended Probe (examination/Perio WHO-Type 3.5, 5.5, 8.5 & 11.5 mm), 1 Tweezers, 2 Masks, 1 Bib, 1 Tissue Wipe, 2 Cotton Rolls, 1 Biodegradable Tray.

#### Sterile Periodontal Examination Kit (50) PE8601

Box of 50 individually wrapped Disposable Sterile Instrument Kits containing: 1 Dental Examination Mirror, 1 Double-ended Probe (examination/Perio WHO-Type 3.5, 5.5, 8.5 & 11.5 mm).

#### Sterile Dental Examination Mirror (50) PE8710

Box of 50 individually wrapped Disposable Sterile Dental Examination Mirrors.

#### Sterile Periodontal Probe-double-ended WHO (50) PE8720

Box of 50 individually wrapped Disposable Sterile Double-ended Probe (Examination/Perio WHO-Type 3.5, 5.5, 8.5 & 11.5mm).

#### Sterile Tweezers (50) PE8740

Box of 50 individually wrapped Disposable Sterile Tweezers.

#### Sterile Dental Mirror, Periodontal Probe & Tweezers Kit (50) PE8701

Box of 50 individually wrapped Disposable Sterile Instrument Kits containing: 1 Dental Examination Mirror, 1 Double-ended Probe (examination/Perio WHO-Type 3.5, 5.5, 8.5 & 11.5 mm), 1 Tweezers.



Sterile Periodontal Examination Kit PE8601



Sterile Dental Examination Mirror PE8710



Sterile Periodontal Probe-double-ended WHO PE8720



Sterile Oral Examination Kit PE8401



Sterile Tweezers PE8740



Sterile Dental Mirror, Periodontal Probe & Tweezers Kit PE8701

## Barriers

### Chair Sleeve

Tapered design fits neatly to your chair. It is disposable, so no chair clean up is required. Eliminates the need for a headrest cover and the reduced usage of disinfectants extends the life of your chair.

<b>Chair Sleeve</b>	<b>PE3800</b>
---------------------	---------------

69.9 cm x 61 cm, Pack of 225

<b>Chair Sleeve</b>	<b>PE3825/4</b>
---------------------	-----------------

<b>Chair Sleeve</b>	<b>PE3825</b>
---------------------	---------------

81.3 cm x 81.3 cm, Pack of 200

Wider and longer than the original. Designed to fit Adec® Cascade and similar models.

<b>Extra Wide Chair Sleeve</b>	<b>PE3875/XW</b>
--------------------------------	------------------

127 cm x 122 cm, Pack of 150



Chair Sleeve

### No-Slip Chair Sleeve™

This extra wide sleeve is made with a special copolymer plastic, its gripping bottom surface keeps the sleeve in place.

<b>No-Slip Chair Sleeve</b>	<b>PE3870/NS</b>
-----------------------------	------------------

122 cm x 142 cm, Pack of 150

<b>Chair Sleeve XL</b>	<b>PE3850/XL</b>
------------------------	------------------

73.7 cm x 203 cm, Pack of 125

A longer version of the Chair Sleeve. This special copolymer plastic covers the entire length of the chair offering complete protection.



No-Slip Chair Sleeve

PE3870/NS/4

### Headrest Cover

Disposable plastic cover for headrests.

<b>Headrest Cover</b>	<b>PE3511</b>
-----------------------	---------------

27.9 cm x 24.1 cm, Pack of 250

<b>Headrest Cover</b>	<b>PE3514</b>
-----------------------	---------------

35.6 cm x 24.1 cm, Pack of 250



Headrest Cover



### Syringe Sleeve™

<b>Syringe Sleeve</b>	<b>PE3760</b>
-----------------------	---------------

6.4 cm x 25.4 cm, Pack of 500 / Disposable sleeve designed to cover the 3-way syringe, HVE and saliva ejector valves.

<b>Syringe Sleeve XL</b>	<b>PE3765/XL/12</b>
--------------------------	---------------------

<b>Syringe Sleeve XL</b>	<b>PE3765/XL</b>
--------------------------	------------------

6.4 cm x 50.8 cm, Pack of 500 / Longer version of syringe sleeve designed to cover more of the dental tubing.

<b>Syringe Sleeve WA (with adhesive)</b>	<b>PE3763/WA</b>
--	------------------

6.4 cm x 25.4 cm, Pack of 500 / Disposable sleeve designed to cover the air water syringe, HVE and saliva ejector valves. Unique tape strip fastens bag to tubing to prevent sliding.

<b>Syringe Sleeve WO (with opening)</b>	<b>PE3767/WO/24</b>
---	---------------------

<b>Syringe Sleeve WO (with opening)</b>	<b>PE3767/WO</b>
---	------------------

6.4 cm x 25.4 cm, Pack of 500

Exclusive pre-cut opening allows the user to simply slide the syringe tip through the end of the bag.



Syringe Sleeve

### Tray Sleeve™

Tray cover with a unique fold lock end that keeps the tray safely locked inside the sleeve. Six custom sizes.

<b>Tray Sleeve, Pack of 500</b>	
---------------------------------	--

26.25 cm x 35 cm	<b>PE3000/B</b>
------------------	-----------------

Fits Ritter B, Adec

29.06 cm x 36.25 cm	<b>PE3100/A</b>
---------------------	-----------------

Fits Chayes, Divided Ritter B

18.75 cm x 26.25 cm	<b>PE3300/F</b>
---------------------	-----------------

Fits Mini Tray

23.75 cm x 35 cm	<b>PE3400/G</b>
------------------	-----------------

Fits Divided Adec, DentalEZ

<b>Drape-it-All™</b>	<b>PE3770</b>
----------------------	---------------

115 cm x 83 cm, Pack of 200

Plastic draping material designed to drape dental units, controls, chairs, countertops and patients.



Tray Sleeve

### X-Ray Sleeve

The X-Ray Sleeve's tapered design protects your X-Ray from the harmful drying effects of surface disinfectants.

<b>X-Ray Sleeve</b>	<b>PE3900</b>
---------------------	---------------

37.5 cm x 65 cm, Pack of 250

<b>X-Ray Sleeve XL</b>	<b>PE3950/XL</b>
------------------------	------------------

57.5 cm x 77.5 cm, Pack of 200

Larger version of X-Ray Sleeve designed to cover larger and wider X-ray heads found on «older» machines.



X-Ray Sleeve

PE3900

Part. No.

### HP Sleeve®

Disposable cover for handpieces, ultrasonic scalers and jet polishers. Made from unique super soft plastic that allows the user to hold the handpiece easily and maintain tactile feel. The single-piece package makes it simple to insert and apply to the handpiece.

<b>HP Sleeve</b>	<b>PE4000/12</b>
<b>HP Sleeve</b>	<b>PE4000</b>

3.13 cm x 25.4 cm, Pack of 500  
Fits straight slow-speed handpieces, ultrasonic scalers and jet polishers.

<b>HP Sleeve</b>	<b>PE4050/12</b>
<b>HP Sleeve</b>	<b>PE4050</b>

5.1 cm x 25.4 cm, Pack of 500  
Fits contra-angle slow-speed handpieces and Midwest Shorty.



HP Sleeve

### Cure Sleeve® Handle Cover

Disposable cover for curing light handles. Patented design prevents overheating of the curing gun.

<b>Cure Sleeve Handle Cover</b>	<b>PE4525</b>
---------------------------------	---------------

7.6 cm x 25.4 cm, Pack of 400  
Fits 3M Visilux 2.

<b>Cure Sleeve Handle Cover</b>	<b>PE4550/12</b>
<b>Cure Sleeve Handle Cover</b>	<b>PE4550</b>

12.7 cm x 25.4 cm, Pack of 400  
Fits Demetron Optilux, Dentsply Caulk Max and Spectrum, 3M XL 1500, 3000, Coltulux 2, 3, 4 and Efos.


<b>Sleeves DEMI 250</b>	<b>PE DEMI250</b>
-------------------------	-------------------

Single-use, protective plastic sleeve designed to cover DEMI. Pack of 250.



Cure Sleeve Handle Cover

PE4525



Sleeves DEMI

### Cure Sleeve®

Disposable cover for curing light tips. Decreases possibility of cross-contamination. Prevents composite from bonding to the end of the tip, which would decrease curing depth.

<b>Cure Sleeve</b>	
Cure Sleeve fits 7 and 8 mm tips, Pack of 400	<b>PE4500/12</b>
Cure Sleeve fits 7 and 8 mm tips, Pack of 400	<b>PE4500</b>
Cure Sleeve fits 11 mm tips, Pack of 400	<b>PE4511/12</b>
Cure Sleeve fits 11 mm tips, Pack of 400	<b>PE4511</b>
Cure Sleeve fits 13 mm tips, Pack of 400	<b>PE4513/12</b>
Cure Sleeve fits 13 mm tips, Pack of 400	<b>PE4513</b>



Cure Sleeve

### Vision Saver

Vision Saver is a disposable, orange curing shield that you simply slide over the end of your curing tip. Its flexible design allows it to be placed next to the patient's mouth comfortably. This protects doctor and staff from the damaging effects of the intense light. Fits any size tip.

<b>Vision Saver, Pack of 400</b>	<b>PE4575/12</b>
<b>Vision Saver, Pack of 400</b>	<b>PE4575</b>



Vision Saver

PE4575

### Light Sleeve, "L" style

The Light Sleeve, for "L" style light handles.

**"L" style light sleeve** PE3650

3.8 cm x 20.3 cm, Pack of 500



Light Sleeve, "L" style

PE3650

### Light Sleeve, "T" style

The Light Sleeve, for "T" style light handles, allows the user to quickly slip the plastic sleeve over the handle. Its patented design keeps the sleeve from falling off while in use, yet it is easily removed when finished.

**"T" style light sleeve** PE3600

10.2 cm x 14.6 cm, Pack of 500



Light Sleeve, "T" style

PE3600

### Impression Gun Cover

Disposable plastic sleeve designed to cover the impression mixing gun used in cartridge-type mixing systems. Offers improved infection control, while keeping the gun clean of impression material. May also fit some large size curing lights.

**Impression Gun Cover, Pack of 400** PE4600/4

**Impression Gun Cover, Pack of 400** PE4600



Impression Gun Cover

PE4600

### Tube Sleeve

Disposable barrier for dental unit tubing. Available in two sizes to fit coiled and non-coiled tubing.

**Tube Sleeve** PE3720

366 m per roll

5.1 cm diameter Tube Sleeve fits straight tubing

**Tube Sleeve** PE3740

366 m per roll

10.2 cm diameter Tube Sleeve fits coiled tubing



Tube Sleeve

PE3720

### Sensor Covers

A disposable cover for the sensor on digital x-ray imaging systems.

**Sensor Covers** PE3735

3.5 cm x 20.5 cm, Pack of 500 / Fits Trophy and Gendex® systems.

**Sensor Covers** PE3736

4 cm x 21 cm, Pack of 500 / Fits Trophy and Gendex® systems.



Sensor Covers

Part. No.

### Cover-All™

This thin, perforated sheet of adhesive plastic effectively covers anything you might touch during a procedure. It is disposable, easy to apply and remove, and will not leave any residue.

Clear, 10.2 cm x 15.2 cm sheets, Pack of 1200	<b>PE3700/C</b>
Blue, 10.2 cm x 15.2 cm sheets, Pack of 1200	<b>PE3710/B</b>
Clear, 6.4 cm x 15.2 cm sheets, Pack of 600	<b>PE3715/CN</b>
Clear, 15.2 cm x 22.9 cm sheets, Pack of 800	<b>PE3725/CW</b>

<b>Cover All™ Dispenser</b>	<b>PE1600</b>
-----------------------------	---------------

15.2 cm x 17.8 cm x 22.9 cm  
 Table top dispenser makes removal of films quick and effortless. Dispenses adhesive films up to 10.2 cm wide. Dispenses Cover-All infection control films and Tube Sleeve barrier films.



Cover-All and Cover-All Dispenser

### Side Shields

Disposable, clear, side shields that fit all sizes and types of prescription glasses. Improved infection control, easy on, easy off design.

<b>Side Shields</b>	<b>PE4700</b>
---------------------	---------------

6.4 cm x 5.1 cm, Pack of 250



Side Shields

PE4700/12

## Disposable Air/ Water Syringe Tips

### Seal-Tight® Disposable Air/Water Syringe Tips

Upon installation of the adapter, simply push on the yellow auto-lock ring and remove the tip. Push a new tip into the adapter and it's ready to use. The inner yellow rubber seal acts like a new O-ring with each tip placement, ensuring dry air on demand. The tip can also be bent to a 90° angle for certain procedures.

Seal-Tight dispenser pouch of 200 tips	PE77200/40
Seal-Tight dispenser pouch of 200 tips	PE77200
Seal-Tight bulk box of 1500 tips	PE77500/6
Seal-Tight bulk box of 1500 tips	PE77500


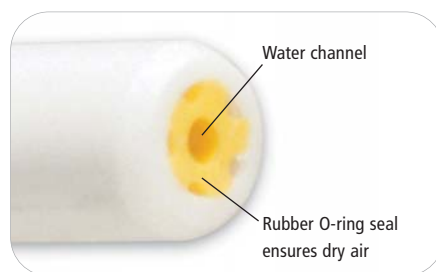


Seal-Tight Disposable Air/Water Syringe Tips PE77200/40

### Seal-Tight® Adapter

All DentalEZ syringes manufactured after January 1997 will use an Adec adapter.

A (Adec styles)	PE77021/A
M (Engle-Marco)	PE77022/M
D (DentalEZ)	PE77023/D
P (Standard Type Adapter – Screw-in)	PE77024/P
P (Press Ring)	PE77025/P
Seal-Tight Adapter for KaVo	PE77026/K
Seal-Tight Adapter Snap-on for Kavo 773.000 light syringe	PE77031/K
Seal-Tight Adapter for Luzzani	PE77027/L
Seal-Tight Adapter for Sirona	PE77028/S
Seal-Tight Adapter Snap-on for Sirona Sprayvit L	PE77030/S
Seal-Tight Adapter Snap-on for Cefla/Anthos	PE77033/C



## Traps

### Dispos-a-Trap

The Dispos-a-Trap® filter is a totally disposable filter designed to replace the present trap filter in your evacuation unit. It reduces the possibility of infection and contamination and improves the performance of your suction system. It does all this while eliminating one of the most hazardous and unpleasant tasks in the dental office, cleaning the waste that is present in your filter.

**Dispos-a-Trap, Pack of 144**
**PE5500**

Fits Adec Cascade and Performer

**Dispos-a-Trap, Pack of 144**
**PE6100/C**

Fits most Cuspidor Bowls including Adec, Ampco, Belmont, Dabi Atlante, Dansereau, DCI, DentalEZ, Forest, Knight, Marus, MDT, Proma, Ritter, Schein.



Dispos-a-Trap

PE5500



Dispos-a-Trap

PE6100/C

### Slip-Nots™

Colourful, autoclavable, bib clips made from a special soft flexible plastic. The extra wide neck band prevents patient's bib from sliding out of place.

**Slip-Nots, assorted colours** PE2000/A

Contents: one each blue, magenta, purple and teal.

#### Refill Packs

Blue	PE2010/B
Magenta	PE2020/M/12
Magenta	PE2020/M
Purple	PE2030/P/12
Purple	PE2030/P
Teal	PE2040/T/12
Teal	PE2040/T

Contents: 4 slip-nots



Slip-Nots

PE2000/A

### Glove Dispensers

**Glove Dispenser White** PE1050/W

33 cm x 17.8 cm x 10.2 cm

Bulk loading dispenser. Two compartments which allow the dispensing of right and left-handed gloves, or two different size gloves. Mount or set on a counter.



Glove Dispenser

### Pen Sleeve

Plastic sleeve designed to cover pens, pencils, red-blue pencils and instruments.

**Pen Sleeve** PE3745

1.3 cm x 14 cm, Pack of 1000



Pen Sleeve

PE3745/12

### Dispens-it-All™

Clear, flip top cover opens effortlessly. Mounts to wall or sits on counter.

**Dispens-it-All** PE1700

21.6 cm x 12.7 cm x 12.7 cm

Dispenses ear loop masks, saliva ejectors, floss, toothbrushes, cotton rolls, prophylaxis angles, etc.



Dispens-it-All

## Disinfectants

### CaviCide

Convenient, ready for use, CaviCide is a broad-spectrum medical device surface disinfectant effective against viruses and bacteria including TB, HBV, HCV, HIV, MRSA, VRE and fungi. Easy to use for cleaning and disinfection, CaviCide is a medical device disinfectant for non-porous hard surfaces subject to standard infection control procedures.

CaviCide spray 200 ml	4731221/15
CaviCide spray 700 ml	4731222/15
CaviCide 5 l	4731223
Pump for 5 l	4731229
CaviWipes	4731245



### EmPower® Fragrance Free

EmPower Fragrance Free is a dual enzymatic cleaning concentrate designed for instrument reprocessing in dental washer disinfectors as well as for use as a cleaning concentrate for dental aspirating units. The dual enzymatic formulation is highly effective in removing organic bio-burden including blood tissue, mucous or protein rich fluids while leaving your instruments and equipment clean and shiny. Its pH neutral low-foaming formulation makes it uniquely suited for the removal of bio-film from within the hoses of aspirating units.

EmPower Fragrance Free	10-4700
------------------------	---------



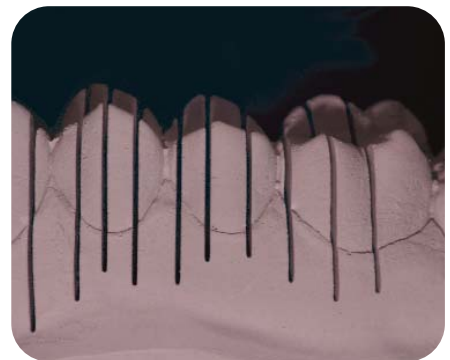




# Lab 10

DENTAL STONES	10.2
PREMISE INDIRECT	10.5
ACRYLIC/COMPOSITE STAINING EFFECTS	10.10
belle de st claire MODEL & DIE PREPARATION	10.12
belle de st claire DIE SPACERS, SEALERS & HARDENERS	10.13
belle de st claire SOLUTIONS	10.15
belle de st claire WAXING ACCESSORIES	10.15
belle de st claire WAXES	10.17
belle de st claire ELECTRONIC WAXING	10.19
belle de st claire SPRUING	10.20
belle de st claire CASTING	10.22
belle de st claire PORCELAIN ACCESSORIES	10.23
CUSTOM TRAYS	10.23
KERR LAB LIQUIDS	10.24
PLASTERLESS ARTICULATOR	10.25
TEMPORARY CROWNS	10.26
FUNCTIONAL IMPRESSION	10.26
KERR LAB WAXES	10.26
THERMOPLASTIC IMPRESSION COMPOUND	10.28
FLASK LINER	10.28
TRIMMING AND POLISHING	10.29

## Dental Stones



### Stone & Plaster Physical Properties Chart

	Water per 100 grams of Powder	Initial Set in Minutes	Setting Expansion	Compressive Strength Dry (PSI) (kg/cm <sup>2</sup> )
Pastel Rock™ Type 4	20ml/100g	8-14	0.07% max	At 1 hour: 530kg/cm <sup>2</sup> min   Dry: 1100kg/cm <sup>2</sup>
Suprastone Type 4	20ml/100g	8-14	0.07% max	At 1 hour: 530kg/cm <sup>2</sup> min   Dry: 1100kg/cm <sup>2</sup>
Vel-Mix Stone Type 4	22ml/100g	8-14	0.08% max	At 1 hour: 350kg/cm <sup>2</sup> min   Dry: 840kg/cm <sup>2</sup>
Hydrock Type 3	30ml/100g	10-12	0-0.18% max	At 1 hour: 246 kg/cm <sup>2</sup> min
Snow White Plaster Type 2	94ml/100g	3-5	0.12% max	At 1 hour: 25kg/cm <sup>2</sup> min
Orthodontic Model Mix Type 2	36ml/100g	7-10	0-0.15% max	At 1 hour: 140kg/cm <sup>2</sup> min

*Courtesy of Richard Abulius, Master Dental Technician, Paris*

### Stone Tips

**Expansion** - How much a stone expands is a factor on how an indirect restoration will fit. The amount of expansion desired depends on the type of restoration. High expansion stone can be good for crowns. It makes the restoration slightly larger allowing a greater space for cement.

**Hardness** - An important factor that provides stability in a working model. A hard stone will not shift, therefore the fit will not be compromised.

Part. No.

### Vel-Mix Crown and bridge die stone - Type 4

Kerr's most famous high strength, low expansion crown and bridge die stone. Produces smooth, hard and accurate surfaces. Exceptional flow and stacking properties enable Vel-Mix to be used for all model types. Pink and white colour options.

#### Vel-Mix Stone Pink

6kg	60115
25kg	61250

#### Vel-Mix Stone White

6kg	60119 E
25kg	61251



### Suprastone Ultra hard die stone - Type 4

Suprastone is formulated for the fabrication of exceptionally hard and smooth dies/models combining excellent physical properties with easy handling.

- Low setting expansion
- Exact reproduction of details
- High compressive strength
- Variable water/powder ratio
- Pastel colour shade for easy readability
- Compatible with all impression materials including hydrocolloids
- Excellent abrasion resistance with no chipping
- Resistance against thermal shock
- Easy elimination of air bubbles during mixing
- Produced from natural rock

#### Suprastone Green

6kg	60606 E
25kg	60607 E

#### Suprastone Yellow

6kg	62600
25kg	62601



### Snow White Plaster - Type 2

A quick setting and reliable plaster. Popularly used for impressions, articulation, soldering transfers, labial/occlusal indices and the fabrication of temporaries. Available in two pastel shades for easy readability( yellow and grey) it is naturally pleasing to the eye allowing professionals a choice for all types of dental techniques.

#### Snow White Plaster – Type II

4.5kg	60113
20kg	61305



### Pastel Rock Die stone - Type 4

The world's first and truly remarkable colour corrected die stone of unsurpassed quality. Specially formulated for the fabrication of exceptionally hard, smooth dies and models. Combines excellent physical properties with easy handling.

- Low setting expansion
- Exact reproduction of details
- High compressive strength
- Variable water/powder ratio
- Pastel colour shade for easy readability
- Compatible with all impression materials including hydrocolloids
- Excellent abrasion resistance with no chipping
- Resistance against thermal shock
- Easy elimination of air bubbles during mixing
- Produced from natural rock

Pastel Rock Grey	
6kg	62605
20kg	62606
Pastel Rock Yellow	
6kg	62607
20kg	62608



### Orthodontic Model Mix Stone - Type 2

A brilliant white fast setting easy to use orthodontic model mix stone providing the perfect material for the busy ortho professional.

Orthodontic Model Mix	
Extra Hard 25Kg	61260
Hard 25Kg	61261
Regular 25Kg	61262



### Hydrock Denture model stone - Type 3

Hydrock is ideal for full or partial models and has a setting expansion to compensate for acrylic shrinkage. Can also be used for certain crown and bridge models. Specially available in white or yellow colour options.

Hydrock Yellow	
5Kg	35822
25Kg	35820
Hydrock White	
5Kg	35821
25Kg	35819





## Premise Indirect

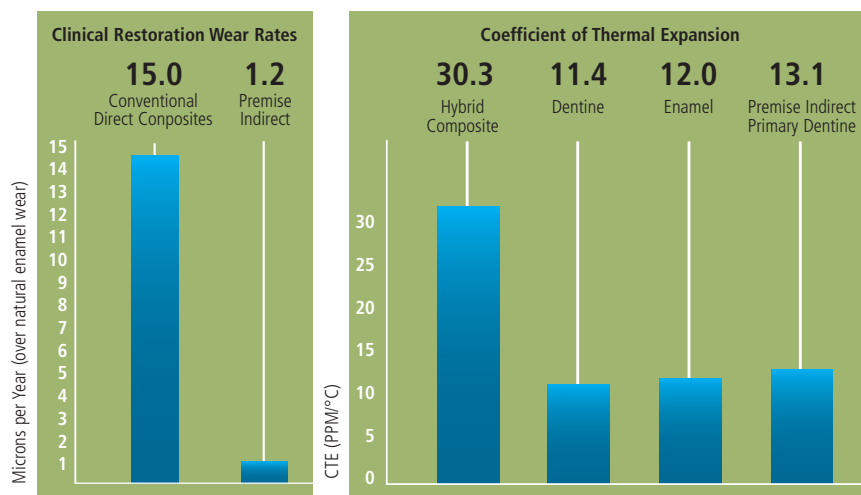


The result of science born from the success of Herculite XRV™, belleGlass™ NG and Premise™. Premise Indirect™ utilizes the same optimized trimodal polymerization as belleGlass NG, the most respected indirect restorative of its kind.

- **Natural look and wear.** Closely matches natural dentition in wear characteristics, as well as an opalescent appearance that virtually replicates natural enamel like no other restorative material.
- **Performance.** Trimodal curing (light, heat and pressure) achieves over 98% material conversion, as compared to 60 – 70% gained with light-cure only materials.
- **Proven history.** Twelve years of positive clinical studies and field data and tens of thousands of successful restorations placed since 1996.

*In-vivo measurements of wear over a five-year period shows an average of 1.2 microns a year – closer to the wear of natural teeth than any other material tested.*

*Premise Indirect more closely matches the coefficient of thermal expansion (CTE) of natural dentine – resulting in a material that looks and acts virtually the same as natural tooth structure.*



– S. Suzuki and C.F. Cox: 5-Year Study, UAB Internal Report to Kerr Corp., Feb. 29, 1996.

– D.A. Givan, S.J. O'Neal and S. Suzuki: 8-Year Study, J. Dent. Res. V.79 Special Issue Abst. #1523, April 2000.



## Premise Indirect Master System

### Premise Indirect Master System

33798

- 1 Primary Dentin (5g) Syringe of each shade: A1, A2, A3, A3.5, A4, B00, B0, B1, B2, B3, B4, C1, C2, C3, C4, D2, D3, D4
- 1 Facial Dentin (5g) Syringe of each shade: A1, A2, A3, A3.5, A4, B00, B0, B1, B2, B3, B4, C1, C2, C3, C4, D2, D3, D4
- 1 Incisal (4g) Syringe of each shade: Cuspal, Neutral, Light, Grey, Clear, White,
- 1 Cervical (5g) Syringe: Red/Brown
- 1 Kolor+Plus (2ml) Bottle of each shade: Yellow, Blue, Grey, Lavender, Ochre, Untinted, Brown, Red, White
- 1 Opaque (2ml) Bottle of each shade: A1, A2, A3, A3.5, A4, B1, B2, B3, B4, C1, C2, C3, C4, D2, D4, Cervical
- 1 each of Construct Kit, Rubber Sep (14ml), Modeling Resin (10ml), Silane Primer (10ml), Composite Instrument, No 1 Brush, 100 Applicator Tips, Polishing accessories. Curing Unit, Curing Light, Composite Cabinet, Compo Mixing Palette, CompoRoller, Nitrogen Regulator & Hose.



## Premise Indirect Master Refill Kit

### Premise Indirect Master Refill Kit

33630

Contains:

- 1 Primary Dentin (5g) Syringe of each shade: A1, A2, A3, A3.5, A4, B00, B0, B1, B2, B3, B4, C1, C2, C3, C4, D2, D3, D4
- 1 Facial Dentin (5g) Syringe of each shade: A1, A2, A3, A3.5, A4, B00, B0, B1, B2, B3, B4, C1, C2, C3, C4, D2, D3, D4
- 1 Incisal (4g) Syringe of each shade: Cuspal, Neutral, Light, Grey, Clear, White,
- 1 Cervical (5g) Syringe: Red/Brown
- 1 Kolor+Plus (2ml) Bottle of each shade: Yellow, Blue, Grey, Lavender, Ochre, Untinted, Brown, Red, White
- 1 Opaque (2ml) Bottle of each shade: A1, A2, A3, A3.5, A4, B1, B2, B3, B4, C1, C2, C3, C4, D2, D4, Cervical
- 1 each of Construct Kit, Rubber Sep (14ml), Modeling Resin (10ml), Silane Primer (10ml), Composite Instrument, No 1 Brush, 100 Applicator Tips, Polishing accessories.

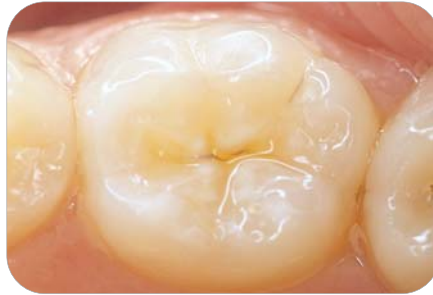


### Premise Indirect

The ideal nanohybrid restorative for creating restorations that age, feel, wear, function and look like a natural tooth.



Dentistry by Robert Rifkin



Laboratory work by Vincent Devaud



Technical work by Jean-Paul Jourdain-Herwyn



William Dickerson, DDS



Michael Di Tolla, DDS



Michael Di Tolla, DDS



**Replicating natural tooth structure...** that's what restorative dentistry is all about. When we developed Premise Indirect, we set out to create the closest thing to structural replacement possible. That's why we created a highly aesthetic dentine material as well as a highly aesthetic and polishable enamel.

## Premise Indirect

Biomimetic refers to human-made processes, substances, devices or systems that imitate nature. The art and science of designing and building biomimetic apparatus is called biomimetics. Nanotechnology involves the creation and manipulation of complex structures on the scale of nanometers – something organisms have done for about 3.8 billion years.



Dentistry by Gary Radz, DDS, Restoration by Roger Burdess,  
Dental Arts Laboratory — Signature Restorations

## Premise Indirect Intro System

### Premise Indirect Intro System

33800

Contains:

- 1 Primary Dentin (5g) Syringe of each shade: A2, A3, A3.5, B0, C2, D2
- 1 Facial Dentin (5g) Syringe of each shade: A2, A3, A3.5, B0, C2, D2
- 1 Incisal (4g) Syringe of each shade: Cuspal, Neutral, Light, Grey, Clear, White
- 1 Kolor+Plus (2ml) Bottle: Ochre
- 1 each of Rubber Sep (14ml), Modeling Resin (10ml), Silane Primer (10ml), Composite Instrument, No 1 Brush, 100 Applicator Tips, Polishing accessories. Curing Unit, Curing Light, Composite Cabinet, Compo Mixing Palette, CompoRoller, Nitrogen Regulator & Hose



## Premise Indirect Intro Refill Kit

### Premise Indirect Intro Refill Kit

33631

Contains:

- 1 Primary Dentin (5g) Syringe of each shade: A2, A3, A3.5, B0, C2, D2
- 1 Facial Dentin (5g) Syringe of each shade: A2, A3, A3.5, B0, C2, D2
- 1 Incisal (4g) Syringe of each shade: Cuspal, Neutral, Light, Grey, Clear, White
- 1 Kolor+Plus (2ml) Bottle: Ochre
- 1 each of Rubber Sep (14ml), Modeling Resin (10ml), Silane Primer (10ml), Composite Instrument, No 1 Brush, 100 Applicator Tips, Polishing accessories.



## Premise Indirect Curing Oven

A high temperature, nitrogen pressurized unit for curing of Premise Indirect, operating at 138°C and 60 psi/4.13 Barpressure.

### Premise Indirect Curing Oven

800-011



Premise Indirect Curing Oven

800-011

## Premise Indirect Teklite Parts

### Bulb

21237



### Premise Primary Dentin (5g)

Used for foundation and coping layers to improve strength, chroma and masking power aiding vitality.

A Shades	
A1	33585
A2	33586
A3	33587
A3.5	33588
A4	33589
B Shades	
B0	33590
B00	33591
B1	33592
B2	33593
B3	33594
B4	33595
C Shades	
C1	33596
C2	33597
C3	33598
C4	33599
D Shades	
D2	33600
D3	33601
D4	33602



### Premise Facial Dentin (5g)

Used to cover foundation and coping layers optimizing translucency and vitality.

A Shades	
A1	33603
A2	33604
A3	33605
A3.5	33606
A4	33607
B Shades	
B0	33608
B00	33609
B1	33610
B2	33611
B3	33612
B4	33613
C Shades	
C1	33614
C2	33615
C3	33616
C4	33617
D Shades	
D2	33618
D3	33619
D4	33620



Part. No.

## Premise Incisal (4g)

Highly translucent and opalescent, adapt where required to replicate the vitality of tooth enamel.

### Premise Incisal

#### Shade

Neutral	33621
Light	33622
Grey	33623
Cuspal	33624
Clear	33625
White	33626



## Cervical

Use to simulate root and cervical color.

#### Shade

Cervical Red/Brown (5g)	900-152
-------------------------	---------

#### Gingival

Light (5g)	34678
Opaque Dark (5g)	34679



## Acrylic/Composite staining effects

### Kolor + Plus® Resin Colour Modifier

Colour modifiers and opaques for use with composite restorations. The perfect way to enhance and extend your ability to match natural dentition. With Kolor + Plus, you can create just the right tint for occlusal surfaces, highlight gingival areas, simulate developmental grooves and replicate subtle details to make a restoration truly lifelike.



#### Kolor + Plus Refills

##### 2 ml bottles

Yellow	23394
Lavender	23395
Brown	23396
Blue	23397
White	23398
Red	23399
Grey	23400
Untinted	23401
Ochre	23404
Opaque A1	23402
Opaque A3	23403

### Premise Indirect Solutions

#### Premise Indirect Opaque (2 ml)

Applied after Metal Prep, Opaques block out metal color and aid subsequent layering.

A1	800-110
A2	800-111
A3	800-112
A3.5	800-113
A4	800-114
B1	800-115
B2	800-116
B3	800-117
B4	800-118
C1	800-119
C2	800-120
C3	800-121
C4	800-122
D2	800-123
D3	800-124
D4	800-125
Cervical	800-126

#### Rubber Sep Clear (10 ml)

900-675

A removable latex release agent and spacer applied to all dies and contact areas creating a 20 micron space.

#### Modeling Resin (10 ml)

800-503

An unfilled universal wetting agent used for sculpturing.

#### Silane Primer (10 ml)

800-507

Apply to the fitting surface of restoration prior to bonding.



Part. No.

## Premise Indirect Accessories

### Premise Indirect Compo Palette

New mixing palette, specifically designed for use with composite applications. Includes adjustable light protected cover and replaceable four cavity mixing well inserts.

Four-Cavity Mixing Wells (pk of 100)

27157



### Composite Handling Instrument

33550

Aluminum handle, light weight, double ended titanium nitride coated composite instrument.



## Construct

An ultra high strength polyethylene fibre that is cold gas plasma treated and is pre-silanated with unfilled resin. Unlike Connect, Construct™ can be handled prior to wetting the Construct fibres. This allows for easier handling saving time and costs. It is ideal for single-tooth stress-bearing restorations, provisional composite and acrylic crowns and bridges, reinforcement for composite crowns and bridges, ortho retainers, perio splints, denture repair and reinforcement, occlusal guard repair and reinforcement. It can be used for all composite and poly-glass restorations.

### Construct Kit

30869

Contents: 3 Construct ribbon spools (pre-silanated) 1mm, 2mm & 3mm (90cm length), 3 Construct Resins: untinted, light, dark (3.5g syringe), 1 Set Construct scissors

### Construct Refills

Construct Ribbon Spool - 1mm (approx. 90cm length)

30870

Construct Ribbon Spool - 2mm (approx. 90cm length)

30871

Construct Ribbon Spool - 3mm (approx. 90cm length)

30872

Construct Resin - Untinted (3.5g syringe)

30873

Construct Resin - Light (3.5g syringe)

30874

Construct Resin - Dark (3.5g syringe)

30875

### Connect/Construct Scissors

26959



Construct

30869

## belle de st claire Model & Die Preparation

### Flexible Clearance Guide (Recommended for lab use only)

Soft thermoplastic tabs measure clearance between wax-up or cast framework and opposing models to determine correct veneer thickness. The six different thickness measuring tabs are: 0.5, 1.0, 1.5, 2.5 and 3.0mm.

Flexible Clearance Guide (Packet of 2)

004-005



### Flexible Clearance Tabs™ \*

Give you an easy and accurate way to make direct intra-oral measurements of occlusal and interproximal tooth preparation clearance. Each colour coded tab is used like a feeler gauge to check clearance dimension. Available in a convenient dispenser box designed especially for the dental surgery. Each tab is for single use only.

#### Flexible Clearance Tabs

##### Box of 30 tabs

Flex Tabs Pink 1.0 mm	004-006
Flex Tabs Green 1.5 mm	004-007
Flex Tabs Blue 2.0 mm	004-008
Flex Tabs (package of 3 mixed)	004-009



Flexible Clearance Tabs

### Margin Liners

Made from an organic wax compound for ease of recognition at marginal extremities. Available in two colours, blue and red specifically designed to burn out cleanly if picked up in the wax pattern.

#### Margin Liners

Red Margin Liner / 36 Refills	35139
Blue Margin Liner / 36 Refills	35140



Margin Liners

### Margin Carver

This instrument has been specifically designed for carving margins of dipped wax copings. It includes a large scoop paired with half Hollenback, regular and a threaded connector. Titanium Nitrate coated for longer life.

#### Margin Carver

014-966



Margin Carver

014-966

### Carbide Margin Trimming Bur

Multi-faceted carbide bur for ditching stone, epoxy or plated dies.

#### Carbide Margin Trimming Bur

013-310



Carbide Margin Trimming Bur

013-310

\* See also impression materials chapter 1

## belle de st claire Die Spacers, Sealers & Hardeners

### Die Spacers, Die Sealers, Die Hardeners

Advanced chemistry has been developed from our existing range of spacers to emphasise outstanding physical properties. Finer filler particles have been combined with a less aggressive solvent which presents a more stable and user friendly formula. The surface is smooth, dense and much harder than our original formulation. The time between each layer application has been dramatically reduced saving time and cost.



#### Die Spacers, Die Sealers, Die Hardeners

Classic Cement Spacer	Blue	15ml (20 $\mu$ m)	62750
Classic Cement Spacer	Grey	15ml (20 $\mu$ m)	62751
Quick Set Die Spacer	Blue	15ml (10 $\mu$ m)	62752
Quick Set Die Spacer	Grey	15ml (10 $\mu$ m)	62753
Quick Set Die Spacer	Red	15ml (08 $\mu$ m)	62754
Classic Cement Spacer	Gold	15ml (15 $\mu$ m)	62755
Classic Cement Spacer	Silver	15ml (13 $\mu$ m)	62756
Quick Set Die Spacer	Blue	30ml (10 $\mu$ m)	62757
Classic Cement Spacer	Blue	30ml (20 $\mu$ m)	62758
Quick Set Die Spacer	Dentine	15ml (10 $\mu$ m)	62759
Classic Model Hardener/Spacer	Clear	15ml (03 $\mu$ m)	62760
Die Sealer/Hardener	Clear	15ml (00 $\mu$ m)	62761
Die Spacer Thinners		15ml (00 $\mu$ m)	62762
Classic Model Hardener/Spacer	Clear	30ml (03 $\mu$ m)	62763
Die Sealer/Hardener	Clear	30ml (00 $\mu$ m)	62764

#### Accessories

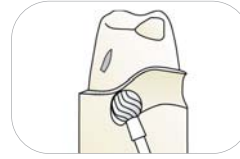
Carbide Margin Trimming Bur	013-310
Blockout Wax, 2 oz (40g) Tin	014-711



## Die Spacers Technique

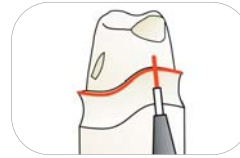
### 1. Ditch Below the Margin.

Use the Carbide Margin Trimming Bur to create a ditch below the margin line for dipped wax coping adaptation and margin line access.



### 2. Line the Margin.

After ditching the margin, use the Red or Blue Margin Liner to mark the marginal periphery of the die. This will help you see the margin finish line when the wax pattern is being trimmed.



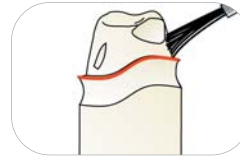
### 3. Apply Die Hardener Below the Margin Line.

Apply a liberal coat of Die Hardener to the ditched area just below the margin line. Don't smear the line. The Hardener will flow through the stone by capillary action to the margin and seal the line without smearing.



### 4. Apply Die Hardener Above the Margin Line.

Start at the incisal or occlusal and coat the entire crown surface down to, but not touching the marked margin. The stone will absorb Hardener from below and above the margin line and seal it without smearing. The first coat of Hardener will be entirely absorbed by the stone and create 0 microns of relief.



### 5. Apply First Relief Coat.

To create the first dimension of cement space relief, use the clear Die Hardener again to apply a liberal coat to the entire die including the margin line. This coat of Die Hardener will permanently seal the margin line.



### 6. Apply Additional Relief Coats as Needed.

Greater relief is achieved by applying additional coats of coloured Die Spacer over the Hardener. Apply the coloured Die Spacer from the incisal or occlusal surface of the die down to the internal edge of the margin without covering the margin.

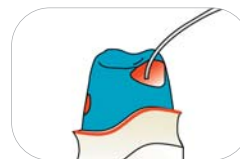


### 7. Apply Blockout Wax.

Red Blockout Wax is used as the final step in die preparation to eliminate undercuts, round sharp edges and make the die smooth. Apply Blockout Wax directly to the final spacer coat. Use a carving instrument to smooth the wax to final desired contour. Buff and polish the Blockout Wax with nylon or silk fabric.

Lubricate the die (Microfilm) and make a dipped wax coping directly over the Blockout Wax.

The Blockout Wax is removed prior to seating the casting to the die.



## Exacting Tolerances Means...

### Smoother. Denser. Harder.

Uniform thickness means predictability, essential for constant results. The reformulation offers outstanding resistance against pressurised steam, scratching and chipping.

### Greater stability

Innovative micro-filler technology combines with a less aggressive solvent for greater stability and user friendliness.

### Universal application

Four different micro-thicknesses (0-20 microns) give you the options you need to satisfy all of today's cementation and luting requirements.

### Ergonomic brush design

The brush is specifically designed for efficient handling and ease of control for repeatable, fast applications.

### Mixes easily

Outstanding physical properties means it mixes easily (in 15 to 30 seconds) to a dense homogeneous consistency.

### Nontoxic solvent

User-friendly chemistry ensures safety.

### Easily readable colours

Distinctive colours provide excellent contrast for differentiating multiple applications with all waxes, metals, porcelain and composites.

### Compatible

Chemistry is compatible with all resin dies and modelling stones.

## Setting time between coats

**Classic-** 50 to 60 seconds of drying time between coats.

**Quick set-** 30 seconds of drying time between coats.

## belle de st claire Waxing Accessories








### Wax Sculpting Instruments

Individual halves thread together to make a complete double ended instruments.




#### Wax Carvers


The new Titanium Nitride coated Instruments provide ultra hard, gold toned blades that will withstand high temperatures, will not corrode and have significantly reduced surface friction so carving and sculpting is very smooth. Soft hexagonal silicone grips give the "TN's" very comfortable and precise handling control.

Hollenback Regular Titanium Carver	014-940	
Hollenback Lat Titanium Carver	014-941	
Hollenback Regular Titanium Carver	014-942	
Hollenback Lat Titanium Carver	014-943	
Large SHOA Titanium Carver	014-944	
Small SHOA Titanium Carver	014-945	
Le Cron Titanium Carver	014-946	



Part. No.

Large Discoid Titanium Carver	014-947	
Small Discoid Titanium Carver	014-948	
Mini Discoid Titanium Carver	014-949	
Large Scoop Titanium Carver	014-950	
Small Scoop Titanium Carver	014-951	
Small Cleoid Titanium Carver	014-953	
2.0 mm Chisel Titanium Carver	014-954	
1.5 mm Chisel Titanium Carver	014-955	

Wax Sculpturing Instruments Titanium (set of 3: 014-950/014-942, 014-953/014-951, 014-947/014-948) Commonly used set contains: Large Scoop with 1/2 Hollenback Reg, Small Scoop with Small Cleoid, Large Discoid with Small Discoid.	014-965	
--	---------	--

Margin Carver Titanium (014-950/014-942)	014-966	
--	---------	---

### Smoothy™-Flameless Wax Finisher

The Smoothy produces a flameless jet stream of heated air and is ideal for the final stages of wax pattern sculpturing. The Smoothy can also be used as a mini torch producing a pencil point flame with temperatures up to 1260°C. Suitable for soldering precious metals and minor casting repairs. Powered by standard butane fuel, the Smoothy is supplied with one crown and bridge finishing tip.

Smoothy-Flameless Wax Finisher	013-950
--------------------------------	---------



## belle de st claire Waxes

### bellewax™



### Dipping Wax

**Applications:** Dipped wax copings with sealed margins; base coat for inlay and onlay patterns.

**Properties:** A pure wax formula with micro crystalline structure gives unique elastic feel with memory, clean burnout and minimum shrinkage. Produces positively adapted margins eliminating resealing.



#### Dipping Wax

##### Packaged in 300g bottles

Yellow	62765
Orange	62766
Green	62767
Red	62768

### Opaque Sculpturing Wax

**Applications:** All crown and bridge patterns including ceramic frameworks, inlays, onlays, implant patterns.

**Properties:** Melts easily at low spatula temperatures, flows readily, holds contour without flooding or running out of control. Sets fast for rapid buildup, carves easily with light pressure. Polishes to a high luster with a smooth, dense surface for minimum metal finishing after casting.



#### Opaque Sculpturing Wax

##### Packaged in 40g tins

Ivory	014-621
-------	---------

## Sculpturing Wax

**Applications:** Sculpturing inlays, onlays, full crowns, ceramic frameworks, implants and partial denture patterns; posts for endodontically involved crown preparations and direct wax-up of resin bonded bridges.

**Properties:** High viscosity so it won't run when molten, sets to medium hardness for excellent carvability without being brittle or gummy; full range of colours for fast identification.



### Sculpturing Wax

#### Packaged in 40g tins

Green	014-661
Blue	014-664

## Miscellaneous Waxes

Forma Wax 2oz tin (40g)	014-715
Block Out Wax 2oz (40g) tin	014-711
Margin Wax Yellow, 2 oz (40g) tin	014-721
Wax Separating Filament, reel, approx. 56 m 140 cm	014-526



Forma Wax



Block Out Wax



Margin Wax

## belle de st claire Electronic Waxing

### Ultra-Waxer 2

The ultimate electronic waxer just got better, with dual spatulas for increased productivity, tip holder for convenience and organization, and easy to use functions, such as programmable presets, and quick heat function. Temperature range 36 - 260°C.

#### Ultra-Waxer 2 with foot control

34844



Ultra-Waxer 2

34844

### Ultra-Waxer 2 Ultra-Spatula

The Ultra-Spatula features an all aluminum light weight body, with interchangeable Heating Tips, that are color coded for quick identification, foam gripped for ultimate comfort, and ability to change the tip while still hot.



#### Short Heating Tips

1	Small PKT	Blue	35167
2	Large PKT	Teal	35168
3	Beavertail	Purple	35169
4	Small #7	Grey	35170
5	Large #7	Green	35171
6	Needle	Red	35172
7	1/2 Hollenback	Black	35173

#### Long Heating Tips

8	Small Denture	Pink	35174
9	Large Denture	Orange	35175
10	Denture Spoon	Orange	35176

#### Ultra Waxer Heating Tip Accessories

Ultra-Spatula Cord/Handle Touch Control Model

35177

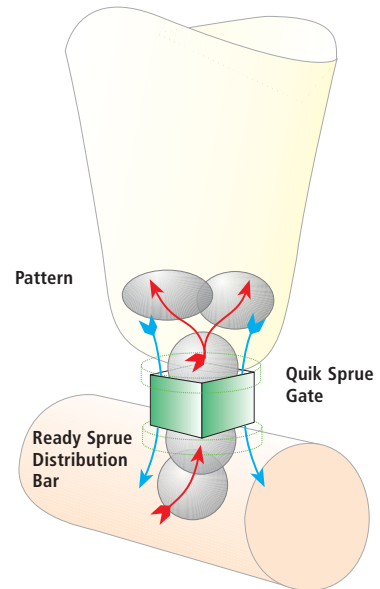
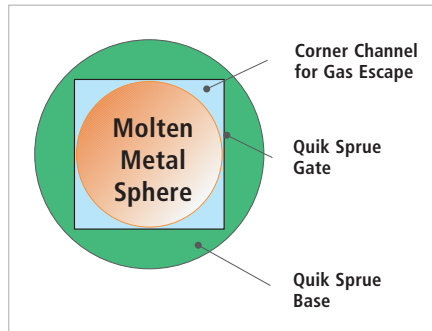
## belle de st claire Spruing

### Quik Sprues™


Pre-formed wax quick sprue gates join wax patterns to the distribution bar. Every pattern will always be the same distance from the metal supply ensuring consistently dense and complete castings.

#### Quik Sprue Square Gate Channels

As molten metal passes through the Quik Sprue gate, it forms small spheres to enter the pattern void. Displaced gasses and air in the casting ring are allowed to escape through the corners of the unique square gate channel. This provides for complete elimination of gasses, controls shrinkage porosity and investment cracking.



Quik Sprues are available in three sizes for various pattern volumes. Use the smallest quick sprues on individual anterior copings and the larger sizes on full metal crowns and pontics (large patterns may require 2 sprues per unit and multiple unit bridges need a Quik sprue gate for each unit).



#### Quik Sprue Kit Refills

Yellow Quik Sprues, 1.75mm (package of 500)

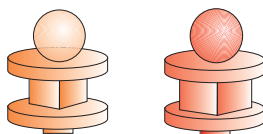
013-122

Green Quik Sprues, 2.25mm (package of 500)

013-123

Part. No.

## Stick-Tite™ Sprues



### Stick-Tite Quik Sprue Refills

Orange Quik Sprues, 1.75mm (package of 500)	013-152
Red Quik Sprues, 2.25mm (package of 500)	013-153



### Quik Set Instrument

006-020

Light weight handle with a rubber tip that is used to pick up and place quik sprues and Sag-R-Locs

## Ready Sprues

For large and small, belle de st claire stainless steel ovals and belleCast ovals. Ready Sprues™ are moulded with a distribution bar which is the correct length for large oval bases. Trimming markers near the ends indicate where to trim the bar for use with small oval bases. Reliable positioning of the ready sprue ensures consistent placement of patterns in the correct heat zone for more dense and accurate castings.

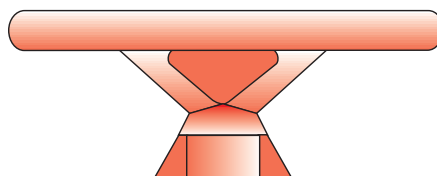
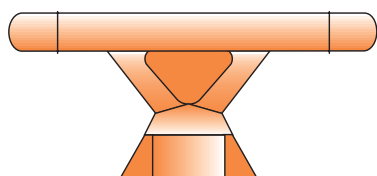
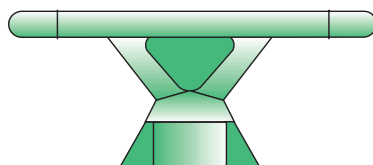
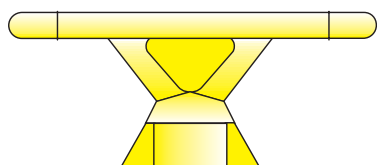
### Ready Sprues

#### Pack of 50

Yellow Ready Sprues, 4mm diameter, 4.6cm long	013-110
Green Stick-Tite Ready Sprues, 4mm diameter, 4.6cm long	013-130
Orange Stick-Tite Ready Sprues, 5mm diameter, 4.6cm long	013-140
Red Stick-Tite Ready Sprues, 5mm diameter, 5.5cm long	013-170

#### Pack of 250

Yellow Ready Sprues, 4mm diameter, 4.6cm long	013-111
Green Stick-Tite Ready Sprues, 4mm diameter, 4.6cm long	013-131
Orange Stick-Tite Ready Sprues, 5mm diameter, 4.6cm long	013-141
Red Stick-Tite Ready Sprues, 5mm diameter, 5.5cm long	013-171



## belle de st claire Casting

### bellecast™ Ovals

Ovals (belle de st claires' unique investment formers) are precision moulded in a flexible clear poly-vinyl that will allow for natural and pre-determined investment expansion. Investment will not stick to the mould former and is easily cleaned with warm water.



#### bellecast Oval and Base

bellecast Oval and Base, large	007-910
bellecast Oval and Base, small	007-911



bellecast Oval and Base

### Stainless Steel Ovals

#### Stainless Steel Ovals

Stainless Steel Oval, large	008-003
Oval Base Former, large	008-004
Stainless Steel Oval, small	008-013
Oval Base Former, small	008-014



Stainless Steel Ovals

## belle de st claire Porcelain Accessories

### Porcelain Sculpturing Instruments

#### Replacement Blades

Standard Incisal Blade White	001-002
Standard Blade Probe Red	001-003
Replacement Aluminium Handle	001-010



Porcelain Sculpturing Instruments



## Custom Trays

### Formatray

Fast cure acrylic powder and liquid which produces an easily manipulated pure white, dead soft dough for the fabrication of strong, accurate custom-built trays and base plates. Sets quickly and does not distort or become rubbery or pull away from the model during cure. Can also be used to stabilise base plates.

#### Formatray Standard Package 60863

Contents: 1 kg powder, 400 ml liquid

#### Formatray Bulk Package 60864

Contents: 10 kg powder, 4 litres liquid

Formatray Powder, 1 kg	60865
Formatray Liquid, 400 ml	60867
Rollette Unit only	60232



Formatray Standard Package

60863





## Kerr Lab Liquids

### Debubblizer

A surface tension reducing agent which allows investment to flow uniformly and smoothly to all portions of the wax pattern. Designed for use with an investment vibrator.

Debubblizer	
250 ml Bottle	60079
1000 ml Bottle	60081



Debubblizer

### Microfilm

A non-oily, water soluble die lubricant that allows an accurate wax pattern to be removed without distortion. Also acts as a Mold Release.

Microfilm	
250 ml bottle	60078
1000 ml Bottle	60083



Microfilm

### Solitine \*

Non-irritant impression material solvent for customised trays, face and hands.

Solitine	
250 ml bottle	60084



Solitine

### Super-Sep

An alcohol-based gypsum separating fluid that leaves no film and dries on contact. Plaster, Stone, or Investments can be poured against it immediately after application.

Super-Sep	
250 ml bottle	60087
1000 ml Bottle	60085



Super Sep

### Vacufilm

A surface tension reducing agent developed specifically for investing under vacuum.

Vacufilm	
250 ml bottle	60080
1000 ml Bottle	60089



Vacufilm

\* See also impression materials chapter 1

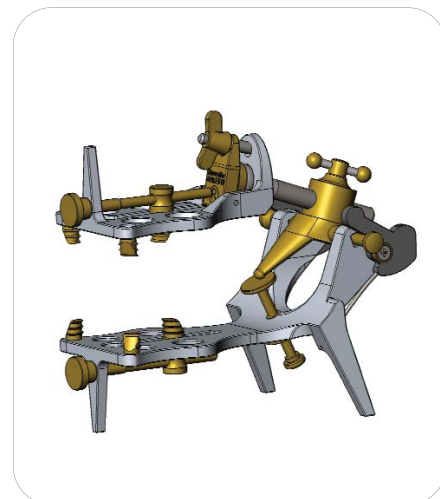

## Plasterless Articulator

### Galetti Articulator

#### Galetti Articulator

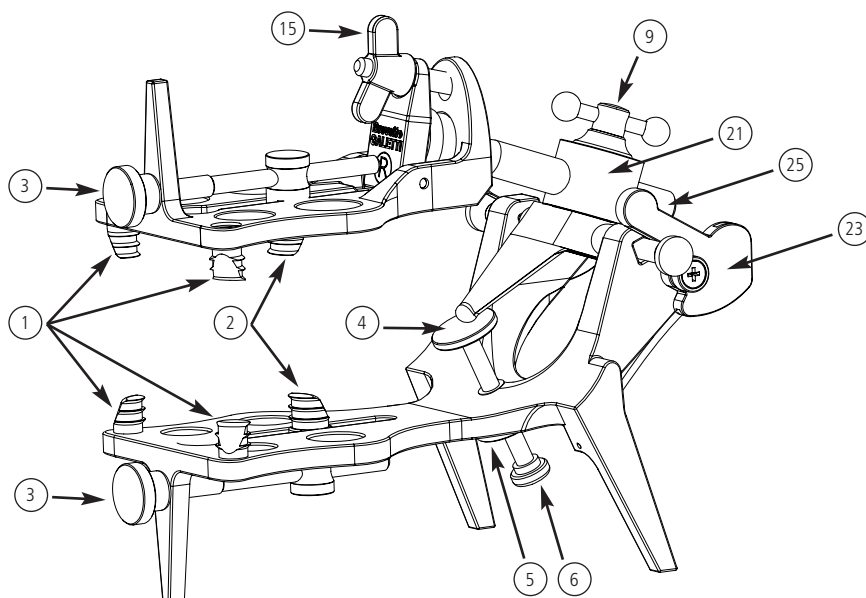
61332

The worlds finest plasterless, fixed plane articulator. Simple to use with easy adjustments.



#### Galetti Articulator Spare Parts (See Diagram Below)

Later claw bolt no. 1	60492
Movable later claw bolt no. 2	60484
Tension bolt no. 3	60481
Adjusting bolt no. 4	60487
Knurled lock nut no. 5	60488
Knurled nut no. 6	60489
Tension spindle no. 9	60496
Bolt for wing nut no. 15	60494
Adjusting screw no. 21	60479 E
Locking device no. 23	60480 E
Ball shaft no. 25	60495



## Temporary Crowns

### Tab 2000

Auto-cured acrylic material for temporary crowns, bridges and splints.

#### Tab 2000 Intro Pack

61770

Contents: 3 x 30 g powder, light, medium and yellow, 2 x 30 ml liquid, fast and regular set

#### Tab 2000 Refills

Powder only, 50 g, light	61771
Powder only, 50 g, medium	61772
Powder only, 50 g, yellow	61773
Liquid only, 50 ml, regular set	61774
Liquid only, 50 ml, fast set	61775



Tab 2000 Intro Pack

61770

## Functional Impression

### F.I.T.T. \*

Functional Impression Tissue Toner. F.I.T.T. - gels without setting hard to produce a thoroughly functional impression. Can be worn for several days to aid in restoring abused tissue and eliminating post-delivery adjustments. Easy to mix and continues to flow under pressure for days.

#### F.I.T.T. – Standard Pack

61127

100 g powder, 100 ml liquid, 15 ml separator, 14 plastic cups for measurement and mixing, 2 liquid measures

F.I.T.T. Liquid, 100 ml Bottle	61132
F.I.T.T. Powder, 100 g Bottle	61144
Plastic cups for measurement and mixing (14 cups)	61141



F.I.T.T.

61127

## Kerr Lab Waxes \*

### Blue Inlay Casting Wax

#### Blue Inlay Casting Wax

#### Pack of 15 sticks (approx, 34g)

Blue, regular	00474
Blue, hard	00476

#### Pack of 120 sticks (approx, 250g)

Blue, regular	00475
Blue, hard	00478



Blue Inlay Casting Wax

### Boxing Wax

When boxing a full denture impression, a Boxing Wax Stick is placed around the impression just below the peripheral border. A Boxing Wax Strip is then attached to this beading. Both waxes are tacky, resulting in perfect adhesion without the application of heat.

#### Boxing Wax

Sticks, 170 g (42 sticks)	00609
Strips, 454 g (36 strips)	00608



Boxing Wax

\* See also impression materials chapter 1

Part. No.

## Occlusal Indicator Wax

For checking occlusal relationships.

### Occlusal Indicator Wax

00655

Contents: 180 indicator strips, 1 waterproof pencil



Occlusal Indicator Wax

00655

## Orthodontic Tray Wax

A soft white plastic wax stick for orthodontic use in extension of periphery, post-damming and stops for impression trays.

### Orthodontic Tray Wax, Pack of 44 sticks (140g)

09246



Orthodontic Tray Wax

09246

## Sticky Wax

A hard, fast-setting wax. Use to repair wax patterns, welding of waxes. It is excellent for joining sprues to sprue base.

### Sticky Wax

Package of 12 sticks (27.7g)

00623

Package of 120 sticks (277g)

00625



Sticky Wax

## Disclosing Wax

A creamy wax used to repair wax pattern defects. Also used to determine the fit of full and partial dentures to relation to supporting tissue.

### Opaque Disclosing Wax, 57 g

00610



Disclosing Wax

## Thermoplastic Impression Compound

### Impression Compound\*

Thermoplastic impression material in cakes for full or partial impressions and sticks for copper band impressions and for adding to the periphery of an impression tray. Each colour has a controlled working temperature.

#### Impression Compound – Pack of 8 Cakes (227 g)

Green (temp 50° C)	00441
Red (temp 55° C)	00429

#### Impression Compound – Pack of 15 sticks (113 g)

Green (temp 50° C)	00444
Red (temp 55° C)	00432



Impression Compound cakes

00441



Impression Compound sticks

00444

## Flask Liner

### Flask Liner

Non asbestos casting ring liner.

#### Flask Liner, 21 m length x 47 mm width

61644



\* See also impression materials chapter 1

## Trimming and Polishing

### AABA®-Dental Universal

Universal Prepolishers for all dental lab materials

#### Prepolishers refill packs, black

Funnel, pack of 12

ID 3210/12



Lenticular 15 mm, pack of 12

ID 3240/12



Wheel 22 mm, pack of 12

ID 3290/12



Lenticular 22 mm, pack of 12

ID 3250/12



### Identoflex Porcelain/Ceramics/Hybrid Composites

Use as a Standard or High Gloss polisher for ceramics without re-firing.

#### Prepolishers refill packs, green

Wheel 22 mm, pack of 12

ID 7040/12



#### Gloss polishers refill packs, grey

Wheel 22 mm, pack of 12

ID 7140/12



### Identoflex Gold Polishers

#### Prepolishers refill packs, brown

Lenticular, pack of 12

ID 4022/12



Torpedo, pack of 12

ID 4032/12



Wheel 22 mm, pack of 12

ID 4110/12



#### High-gloss polishers refill packs, green

Lenticular, pack of 12

ID 4522/12



Scale 1:2

### Lab-Min Universal

The Lab-Min Polishers are special unmounted polishers for acrylics and other synthetic resins, gold and non-precious metals and hard or soft reline materials. Two grit sizes, brown (coarse) and grey (fine), enable a rapid performance and generate no heat. Maximum speed: 15'000 rpm.

#### Standard Lab-Min refill packs, brown

Torpedo, pack of 12 ID 1510/12

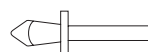


#### Fine Lab-Min refill packs, grey

Torpedo, pack of 12 ID 1610/12



Lab-Min Mandrel ID 1702/1



### Pinidentoflex

Pinidentoflex are unmounted pins for polishing fissures and occlusal surfaces of precious, non-precious alloys and porcelain without generating heat. Max. Speed: 15'000 rpm.

#### Gold/Precious Metal Alloys

##### Prepolishers, brown

Pin, pack of 12 ID 2510/12



Maxipin, pack of 12 ID 2610/12



##### High-gloss polishers, green

Pin, pack of 12 ID 2520/12



Maxipin, pack of 12 ID 2620/12



#### Pinidentoflex Mandrel

Pin Holder ID 2593/1



Maxipin Holder ID 2693/1



Pinidentoflex, High-gloss, green, Maxipin ID 2620/12

Part. No.

## Super Acrylic Polishers

A specially developed polisher for acrylics. The dark blue polisher is used during the initial polishing phase. It will smooth away coarse and rough areas of the prostheses without damaging teeth. The fine light blue polisher prepares the prostheses for final lathe polishing. Excellent durability. Max speed 15,000 rpm. Available in four shapes mounted or unmounted.

### Assortment of unmounted Super Acrylic Polishers

ID 2300/8

Contents: 8 assorted polishers

### Assortment of mounted Super Acrylic Polishers

ID 2302/8

Contents: 8 assorted polishers



Assortment of unmounted polishers

### Refill packs of mounted polishers, coarse dark blue

Flame, pack of 6

ID 2312/6

Grenade, pack of 6

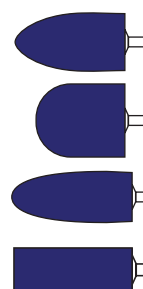
ID 2322/6

Narrow flame, pack of 6

ID 2332/6

Cylinder, pack of 6

ID 2342/6



### Refill packs of mounted polishers, fine, light blue

Flame, pack of 6

ID 2412/6

Grenade, pack of 6

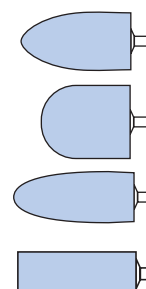
ID 2422/6

Narrow flame, pack of 6

ID 2432/6

Cylinder, pack of 6

ID 2442/6




Mounted polishers, fine, light blue, Grenade ID 2422/6



**Refill packs of unmounted polishers, coarse, dark blue**

Flame, pack of 12

ID 2310/12



Grenade, pack of 12

ID 2320/12



Narrow flame, pack of 12

ID 2330/12



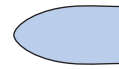
Cylinder, pack of 12

ID 2340/12

**Refill packs of unmounted polishers, fine, light blue**

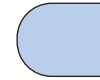
Flame, pack of 12

ID 2410/12



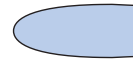
Grenade, pack of 12

ID 2420/12



Narrow flame, pack of 12

ID 2430/12



Cylinder, pack of 12

ID 2440/12

